

Company Profile

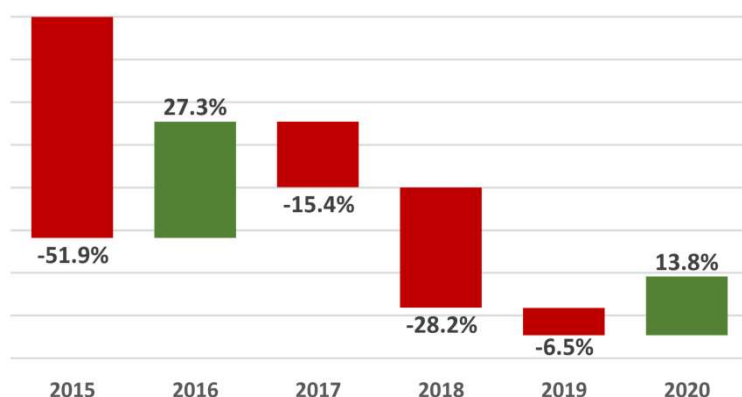
QUALITY & RELIABILITY S.A. ("Q&R S.A.") is an **international technology innovator**, with a broad portfolio of products and services within the primary industry segments in which it operates.

The company was founded in 1992, managed to achieve high growth in recent years, and since mid-2000 is listed on the Athens Stock Exchange. Q&R delivers complex **Integrated Information Systems** for large and mid-size enterprises in the public and private sectors, cutting-edge technology solutions for Financial Institutions, Enterprise web Portals, white label e-Bookstore platforms & label e-commerce solutions, cross-platform Mobile Applications, and multi-platform eBook interactive educational authoring tools.

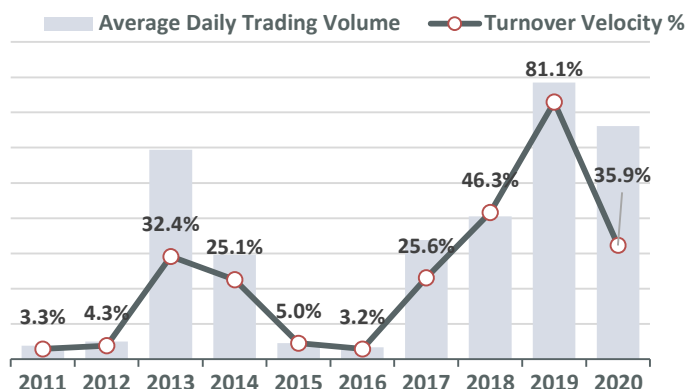
Through the extensive experience gained by the company's employees, the company is able to successfully **implement projects in areas such as:**

- Organization and operational modernization of enterprises in the Public & Private Sector
- Study, design, implementation and support of modern and sophisticated Integrated Information System
- Provision of cloud based Solutions

Share Performance



Share Liquidity



Yearly Performance

2015	2016	2017	2018	2019	2020	CAGR* 2010-11
-51.9%	27.3%	-15.4%	-28.2%	-6.5%	13.8%	6.2%

*Compound Annual Growth Rate

Trailing Performance

1 Month	3 Months	6 Months	9 Months	1 Year	3 Years	5 Years
0.5%	-18.3%	-5.3%	18.2%	-10.1%	-10.5%	-43.5%

Source: ATHEXGROUP, Trade Data 29/07/2020

Group Structure

QUALITY & RELIABILITY S.A.



Recent Developments - 2020

30 July Ordinary General Assembly

30 June FY 2019 Financial Results

Financial Calendar

	H1 2020 Results	To be Determined
Dividend	Record Date	No Distribution
	Payment Date	No Distribution
Capital Return 2020	Record Date	N/A
	Payment Date	N/A
9M 2020 Results		To be Determined

Key Information

Mkt Capitalization (€)	5,851,856
Number of Shares Outstanding	27,345,120
ICB Sector Classification (ICB)	Technology
Listing Market	Main Market
Trading Segment	Medium Activity
Fiscal Year End	December
Listing Date	11 August 2000

Source: ATHEXGROUP, Data 29/07/2020

Financials (€ thous, consolidated)

Fiscal Year	2015	2016	2017	2018	2019
Revenues	7,606	4,627	2,581	2,618	2,272
Gross Profit	551	1,182	1,241	922	606
EBITDA	-1,138	287	550	210	140
Debt	3,467	2,650	1,038	2,272	2,315
EBT	-1,920	-452	-115	-356	-496
Net Earnings	-1,490	-405	-110	-536	-694
Assets	14,678	10,701	9,320	7,890	7,472
Equity	5,349	4,970	4,872	4,134	3,481
CAPEX	694	892	284	10	73
Operating Cash Flow	1,981	-610	-498	34	-501
Cash	4,475	2,160	1,266	1,068	515
EBITDA Margin	-15.0%	6.2%	21.3%	8.0%	6.2%
Head count	46	30	24	24	25

Cash Distributions (per share)

Year Paid	2016	2017	2018	2019	2020
Ordinary Dividend	0.000	0.000	0.000	0.000	0.000
Special Dividend	0.000	0.000	0.000	0.000	0.000
Total Distributions	0.000	0.000	0.000	0.000	0.000

Board of Directors

Paschalakis K Nikolaos
(President, Executive Member)

Karagiannis P Theodoros
(Vice President, Executive Member)

Paschalakis K Panagiotis
(CEO, Executive Member)

Xionis I Emmanouel
(Authorized Director, Executive Member)

Iakovaki A Ioanna
(Non Executive Member)

Liaskas A. Evangelos
(Independent, Non Executive Member)

Georgas S Theodoros
(Independent, Non Executive Member)

Latest Financial Results

Quality & Reliability in FY2019:

- FY 2019 Turnover slightly decreased from € 2.6 Mil to € 2.27 Mil Euro

- Net Loss slightly increased at € 0.69 Mil from € 0.54 Mil in the previous year

Areas of Expertise

Governance Financial and ERP Systems

Retail S/W Systems

Business Intelligence and Analytics

Personnel and Payroll Management

e-Government Portals, e-Procurement

e-Justice, e-Business Solutions

Document Management

Property Management

Citizen Record Management

Social Security & Pensions

Identification

Bloomberg: **QUALGA** ISIN Code: **GRS396003006**

Reuters: **QUAr.AT** FISN: **QUAL/REG SHS**

ATHEX Symbol: **QUAL** LEI: **21380071RDS9FUSVJ373**

Contact Details

Nikolaos Petrou, Head of Investor Relations (IR)

e-mail: npet@qnr.com.gr

www.qnr.com.gr

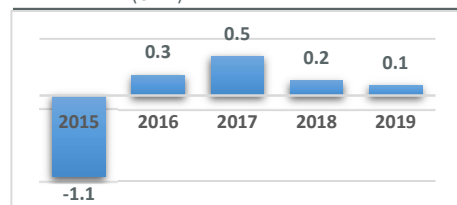
Operating Cash Flow (€ mil)



Total Cash (€ mil)



EBITDA (€ mil)



Shareholder Structure

Shareholders

John Arthur Bray Croker	23.9%
Xionis Emmanouel	14.9%
Karagiannis Theodoros	10.0%
Paschalakis Panagiotis	10.0%
Paschalakis Nikolaos	9.8%
Free Float	31.4%

Source: ATHEXGROUP, Data 29/07/2020, published according to Law 3556/2007

Index Participation

DTX - FTSE/Athex Technology

DOM - Athex All Share Index

ASI - ATHEX Select Index

FTSEA - FTSE/Athex Market Index

Source: ATHEXGROUP, Data 29/07/2020

The information contained in this report is supplied by ATHEX and by the listed companies. While all reasonable efforts have been taken to ensure the accuracy of the information contained in the report, it cannot be guaranteed. No liability is accepted by ATHEX and/or any listed company. This report does not constitute financial or investment advice. The present document is property of Hellenic Exchanges- Athens Stock Exchange S.A. (ATHEX) and the rights over it are protected under the stipulations about intellectual property rights. Copyright © 2020 Hellenic Exchanges- Athens Stock Exchange S.A.