



ATHEXGROUP
Όμιλος Χρηματιστηρίου Αθηνών

FTSE/ATHEX Global Traders

Indexes

Presentation

June 2019

Listings Division



Nutshells

The FTSE/ATHEX Global Trader indexes **FTSEGT & FTSEGT Plus** enables the monitoring the market performance of listed companies with **revenues from abroad greater than 20%** of their total revenues **deriving from activities abroad**, either in export or through production.

The indices highlights companies that combine:

- ✓ **Strong international orientation**
- ✓ **diversified revenue sources per geographically area, either in export or through production.**
- ✓ **free float greater than 15%**

Benefits

- **Attract fund managers** in order to focus on export-oriented companies that are considered as overyielding due to their high globalized activity .
- **Inform the investment community** about the growth margins of each company and the diversification of business risk through geographical dispersion.
- **Enhancing of market interest** to be more visible the investment opportunities in Greece.
- **Generation screening and development of new products ideas** such as investment tools (ETF, listed funds).



Basic principles of Calculation Methodology

Selection Universe

Companies in ATHEX Main Market which corporate in Greece & minimum free float 15%

Exclude :

Companies classified in the sectors Banks-Investments-Insurance

Constituents

Companies with portion of revenues from abroad greater than 20% of their total revenues

Capping

Free float Market Capitalization weight

upper limit is 20% for each company with a weight greater than 20% of the index weight

3 step capping process

Rank

Based on the percentage of company's total revenues deriving from activities abroad

Selection

FTSE/ATHEX Global Traders Index

- All companies with revenues from abroad greater than >20% of their total revenues

FTSE/ATHEX Global Traders Index Plus

- The first 30 companies with the higher portion of revenues



Characteristics FTSEGT

Index name	FTSE/ATHEX Global Traders Index
HELEX code	FTSEGT
Reuters code	.FTSEGT
Bloomberg code	FTSEGT
Constituents	All companies with revenues from abroad greater than 20% of their total revenues
Capitalisation type	Free float market capitalization weighted
Cap Weight	3 step capping process twice a year every June and December
Calculation frequency	Real time every 30''
Procedure	Data from companies' annual financial reports
Review	Annually every April
Valuation	After the close of business on the 3 rd Friday of June



FTSEGT Constituents

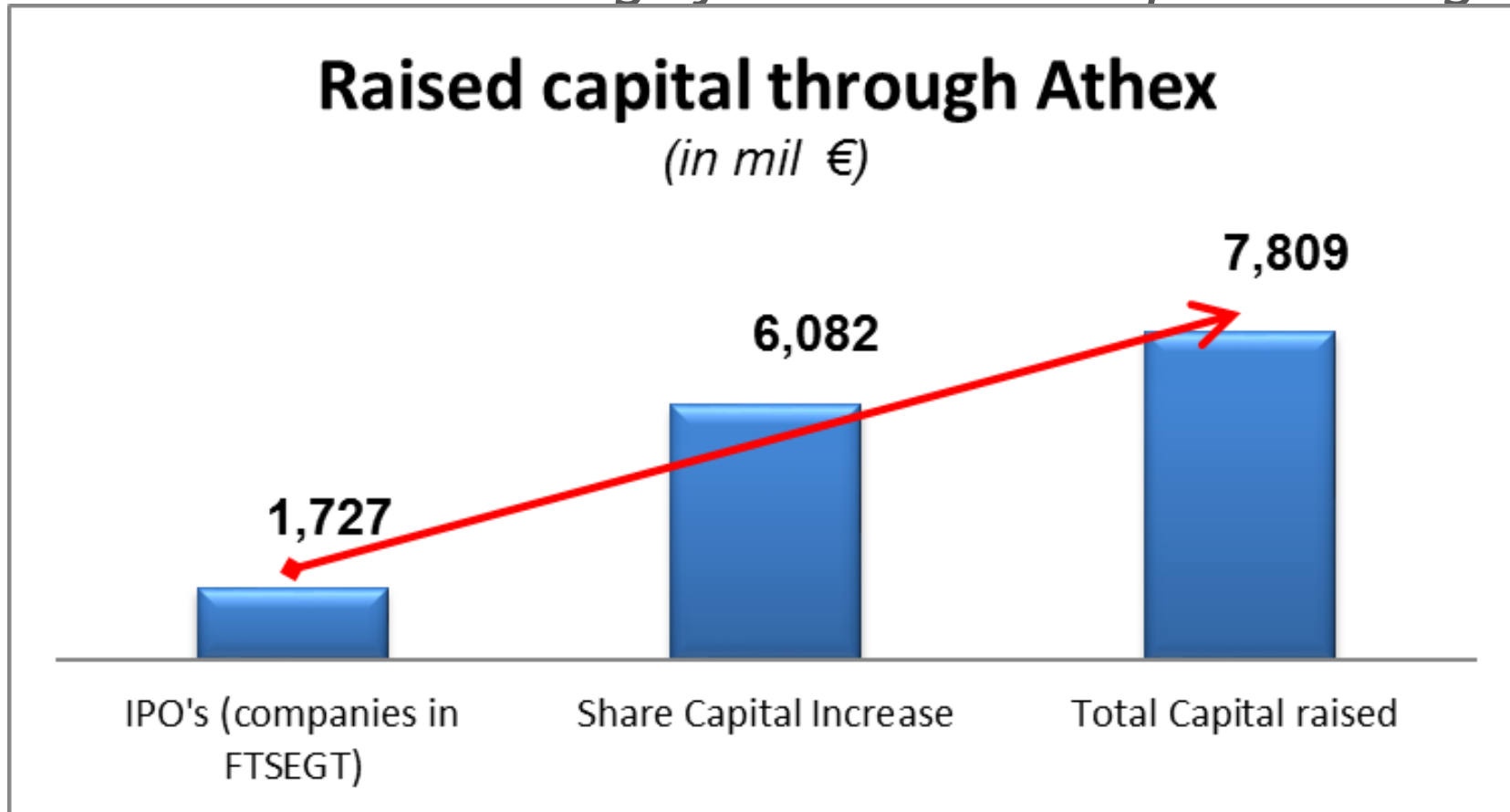
New composition from June 24th 2019

A/A	Company	Sector
1	INTRALOT S.A.	Travel & Leisure
2	TITAN CEMENT COMPANY S.A.	Construction & Materials
3	FLEXOPACK S.A.	Industrial Goods & Service
4	IKTINOS HELLAS S.A.- GREEK MARBLE INDUSTRY	Construction & Materials
5	NAFPAKTOS TEXTILE INDUSTRY S.A.	Basic Resources
6	THRACE PLASTICS HOLDING AND COMMERCIAL S.A.	Industrial Goods & Service
7	NIREUS S.A.	Food Beverage & Tobacco
8	AEGEAN AIRLINES S.A.	Travel & Leisure
9	DROMEAS S.A. OFFICE FURNITURE INDUSTRY	Consumer Products & Services
10	ELINOIL S.A	Energy
11	GR. SARANTIS S.A.	Personal Care, Drug & Grocery Stores
12	KIRIACOULIS MEDITERRANEAN CRUISES SHIPPING S.A.	Travel & Leisure
13	CENTRIC HOLDINGS S.A.	Consumer Products & Services
14	FIERATEX S.A.	Basic Resources
15	PROFILE SYSTEMS & SOFTWARE SA	Technology
16	BIOKARPET S.A.	Construction & Materials
17	MEVACO S.A.	Basic Resources
18	INFORM P. LYKOS S.A.	Industrial Goods & Service
19	HELLENIC PETROLEUM S.A.	Energy
20	ALUMIL ALUMINIUM INDUSTRY S.A.	Basic Resources
21	KARATZIS S.A.	Industrial Goods & Service
22	MOTOR OIL (HELLAS) CORINTH REFINERIES SA	Energy
23	CRETE PLASTICS S.A.	Industrial Goods & Service
24	MYTILINEOS HOLDINGS S.A.	Industrial Goods & Service
25	ELLAKTOR S.A.	Construction & Materials
26	INTRACOM S.A. HOLDINGS	Telecommunications
27	PAPOUTSANIS S.A.	Personal Care, Drug & Grocery Stores
28	JUMBO S.A.	Consumer Products & Services
29	FOURLIS S.A.	Retail
30	kRI-KRI SA	Food Beverage & Tobacco

A/A	Company	Sector
31	ELTON S.A.	Industrial Goods & Service
32	AVAX S.A.	Construction & Materials
33	ELTRAK S.A.	Industrial Goods & Service
34	MATHIOS REFRACTORY S.A.	Basic Resources
35	Logismos INFORMATION SYSTEMS S.A.	Technology
36	ELASTRON S.A.	Basic Resources
37	ELGEKA S.A.	Personal Care, Drug & Grocery Stores
38	VOGIATZOGLOU SYSTEMS S.A.	Industrial Goods & Service
39	DAIOS PLASTICS SA	Industrial Goods & Service
40	EL. D. MOUZAKIS S.A.	Basic Resources
41	TERNA ENERGY S.A.	Utilities
42	THE HOUSE OF AGRICULTURE SPIROY S.A.	Food Beverage & Tobacco
43	KTIMA KOSTAS LAZARIDIS S.A.	Food Beverage & Tobacco
44	HELLENIC TELECOM. ORG.	Telecommunications



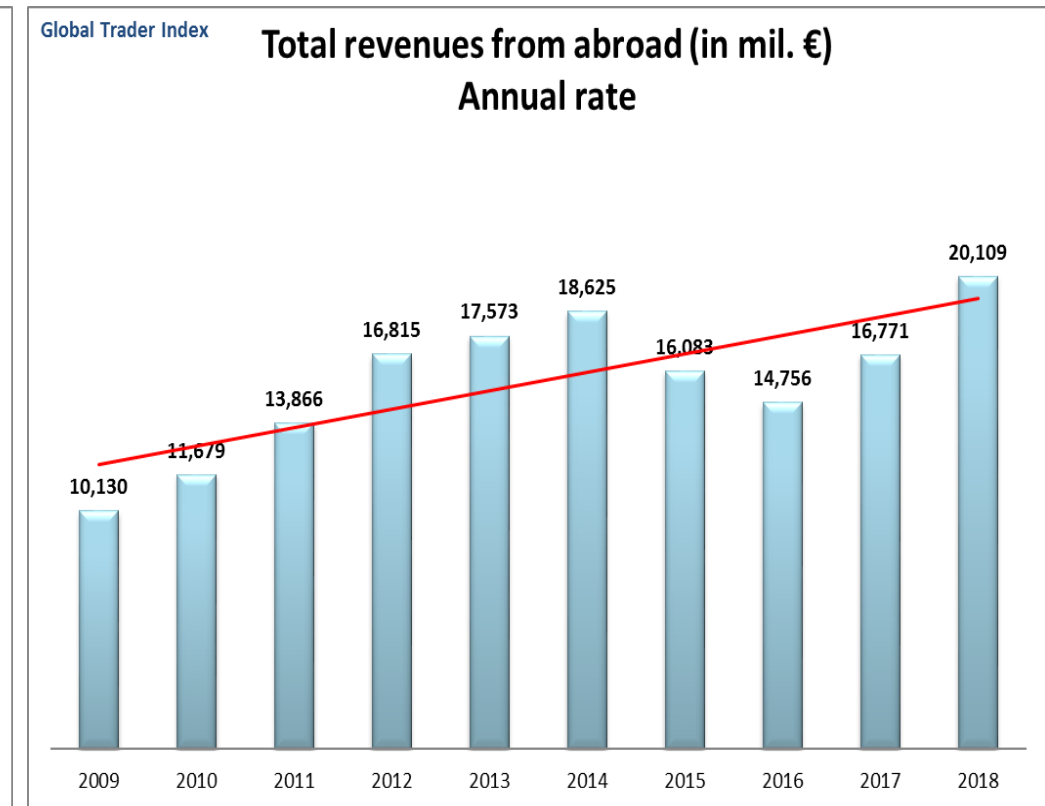
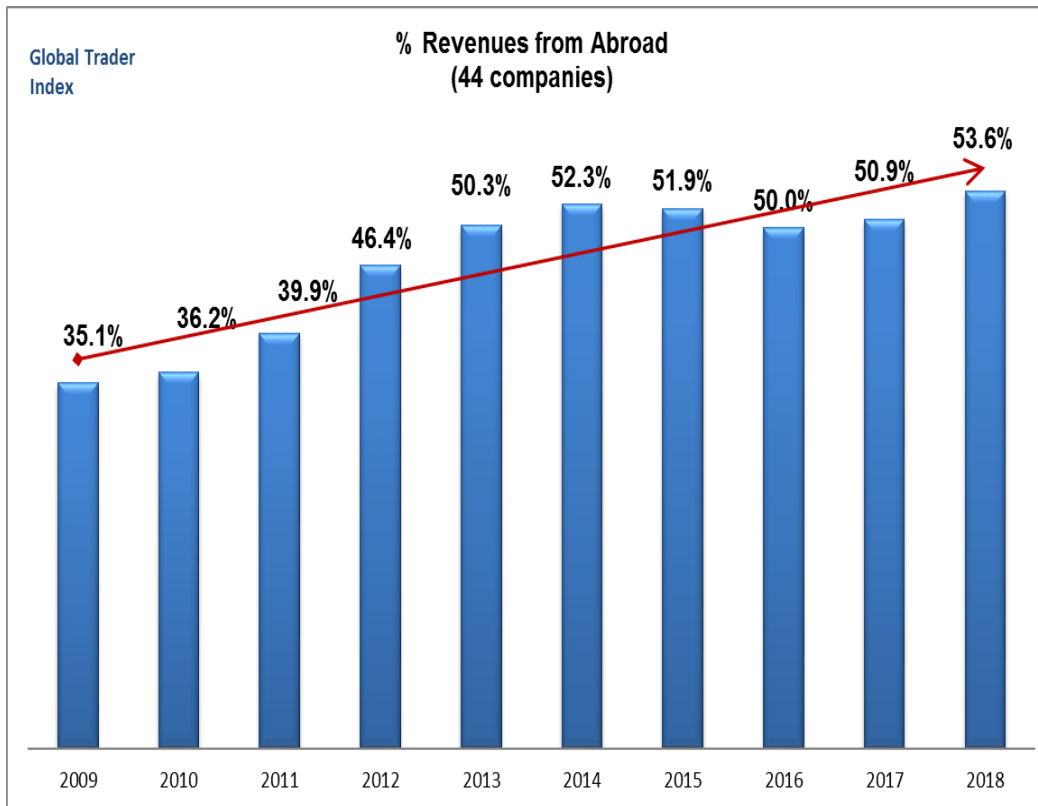
Significant Raised Capital through ATHEX



- The companies participating in Global Traders Index have raised €7.8 bil. through ATHEX.
- The 22% was raised as IPO while the remaining 78% as share capital Increase through payment in cash, held after the date of listing until to date.



Revenues from abroad per year



From 2009 to date, the percentage of revenue from abroad of companies that participate in FTSEGT has an increase trend per year and from 2018 the percentage of revenues from abroad is closed to 53.6% of total revenues.

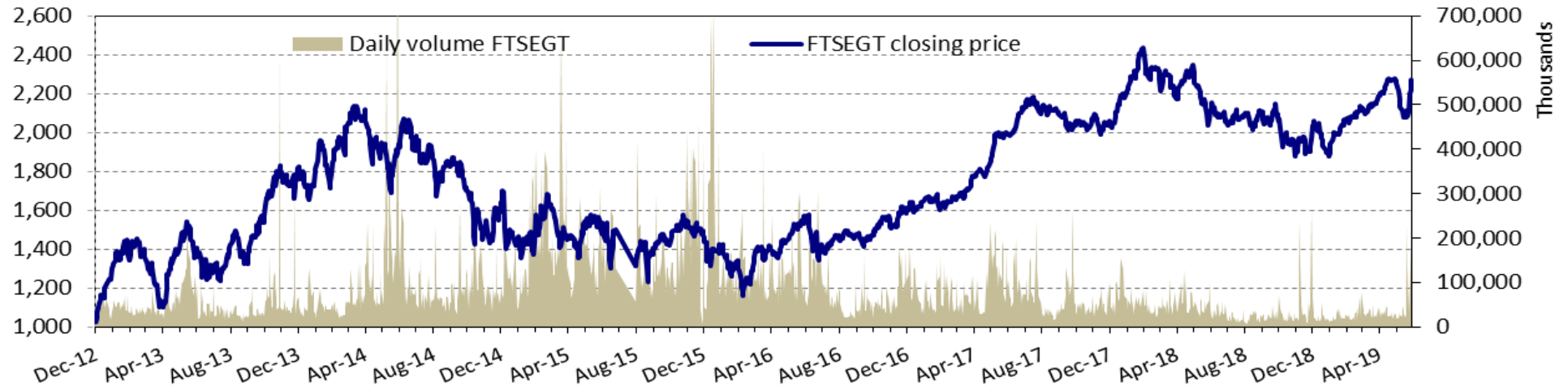
From 2009 to date, the percentage of revenue from abroad has an increase trend, with Compound Annual Growth Rate (CAGR) at 2.6%.



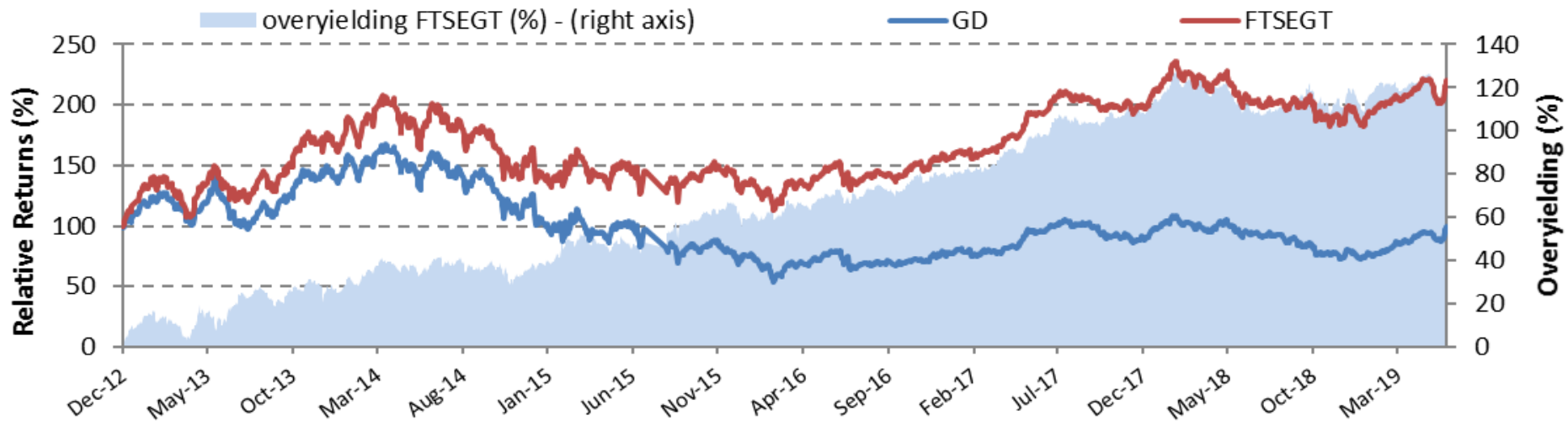
FTSEGT Historical data

Significant overyielding versus GD

FTSEGT Index Prices & Liquidity



Indexes Performance - Relative Returns GD & FTSEGT



FTSEGT Plus Characteristics

Index name	FTSE/ATHEX Global Traders Index Plus
HELEX code	FTSEGTI
Reuters code	.FTSEGTI
Bloomberg code	FTSEGTI
Constituents	The top 30 companies according to revenues split from abroad from the list of constituents of the FTSE /ATHEX Global Traders index and 5 reserve list companies
Capitalisation type	Free float market capitalization weighted
Cap Weight	3 step capping process twice a year every June and December
Calculation frequency	Real time every 30''
Procedure	Data from companies annual financial reports
Review	Annually every April
Valuation	After the close of business on the 3 rd Friday of June



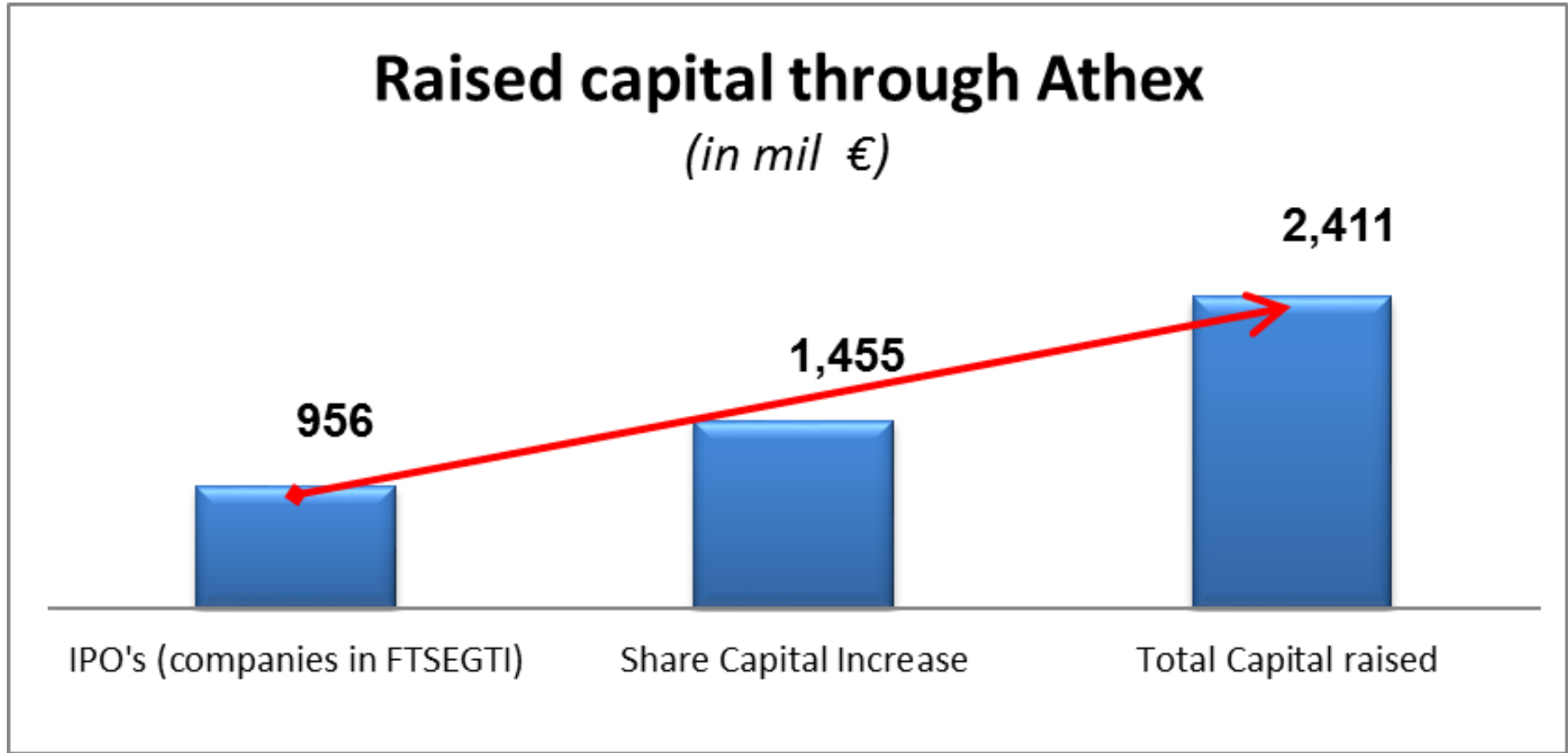
FTSEGT Plus Constituents

New composition from June 24th 2019

A/A	Trade code	Company	Sector
1	AEGN	AEGEAN AIRLINES S.A.	Travel & Leisure
2	DROME	DROMEAS S.A. OFFICE FURNITURE INDUSTRY	Consumer Products & Services
3	ELIN	ELINOIL S.A.	Energy
4	SAR	GR. SARANTIS S.A.	Personal Care, Drug & Grocery Stores
5	KYRI	KIRIACOULIS MEDITERRANEAN CRUISES SHIPPING S.A.	Travel & Leisure
6	CENTR	CENTRIC HOLDINGS S.A.	Consumer Products & Services
7	FIER	FIERATEX S.A.	Basic Resources
8	PROF	PROFILE SYSTEMS & SOFTWARE SA	Technology
9	BIOKA	BIOKARPET S.A.	Construction & Materials
10	MEVA	MEVACO S.A.	Basic Resources
11	LYK	INFORM P. LYKOS S.A.	Industrial Goods & Service
12	ELPE	HELLENIC PETROLEUM S.A.	Energy
13	ALMY	ALUMIL ALUMINIUM INDUSTRY S.A.	Basic Resources
14	KARTZ	KARATZIS S.A.	Industrial Goods & Service
15	MOH	MOTOR OIL (HELLAS) CORINTH REFINERIES SA	Energy
16	PLAKR	CRETE PLASTICS S.A.	Industrial Goods & Service
17	MYTIL	MYTILINEOS HOLDINGS S.A.	Industrial Goods & Service
18	ELLAKTOR	ELLAKTOR S.A.	Construction & Materials
19	INTRK	INTRACOM S.A. HOLDINGS	Telecommunications
20	FOYRK	FOURLIS S.A.	Retail
21	ELTON	ELTON S.A.	Industrial Goods & Service
22	AVAX	AVAX S.A.	Construction & Materials
23	MATHIO	MATHIOS REFRACTORY S.A.	Basic Resources
24	AEGN	AEGEAN AIRLINES S.A.	Travel & Leisure
25	DROME	DROMEAS S.A. OFFICE FURNITURE INDUSTRY	Consumer Products & Services
26	ELIN	ELINOIL S.A.	Energy
27	SAR	GR. SARANTIS S.A.	Personal Care, Drug & Grocery Stores
28	KYRI	KIRIACOULIS MEDITERRANEAN CRUISES SHIPPING S.A.	Travel & Leisure
29	CENTR	CENTRIC HOLDINGS S.A.	Consumer Products & Services
30	FIER	FIERATEX S.A.	Basic Resources



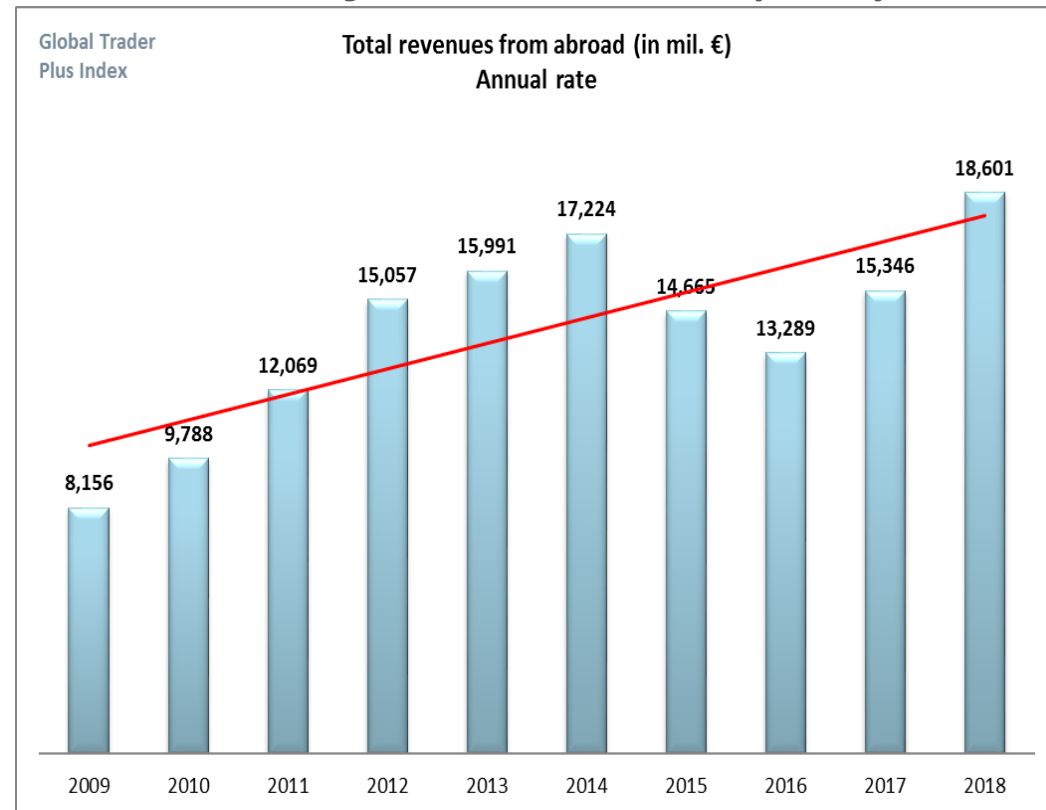
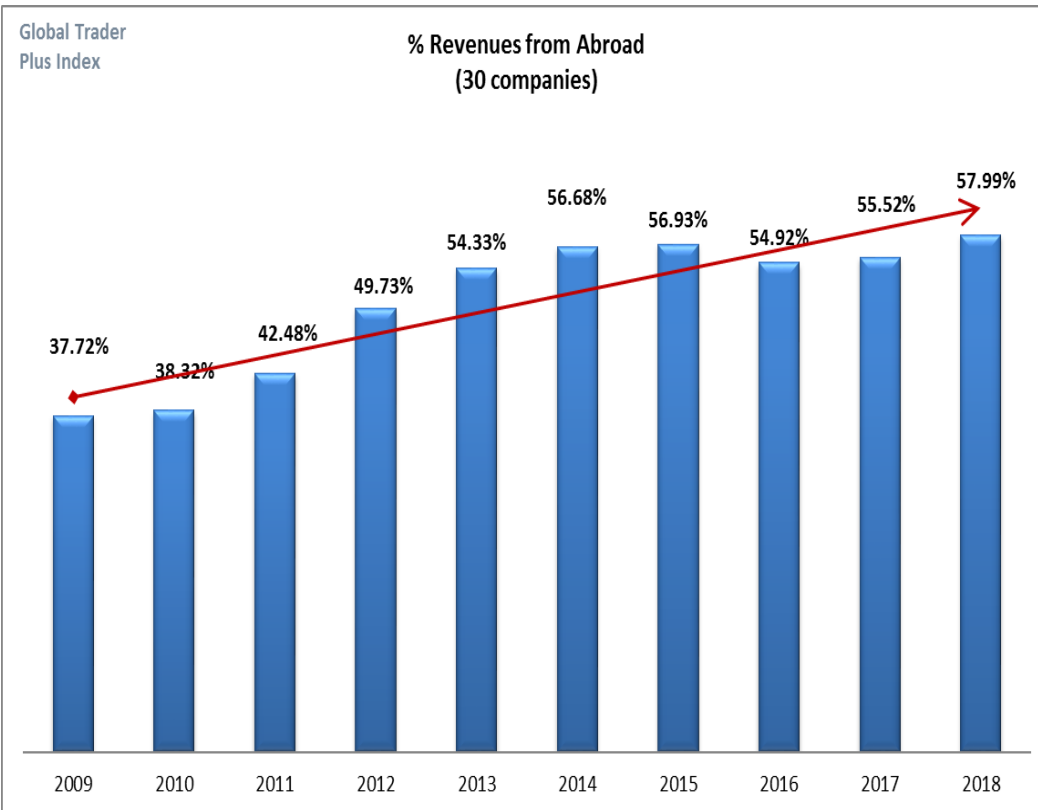
Statistics FTSEGT Plus Significant Raised Capital through ATHEX



- The companies participating in Global Traders Index Plus have raised €2.4 bil. through ATHEX.
- The 40% was raised as IPO while the remaining 60% as share capital Increase through payment in cash, held after the date of listing until to date.



Increased Revenues from abroad per year



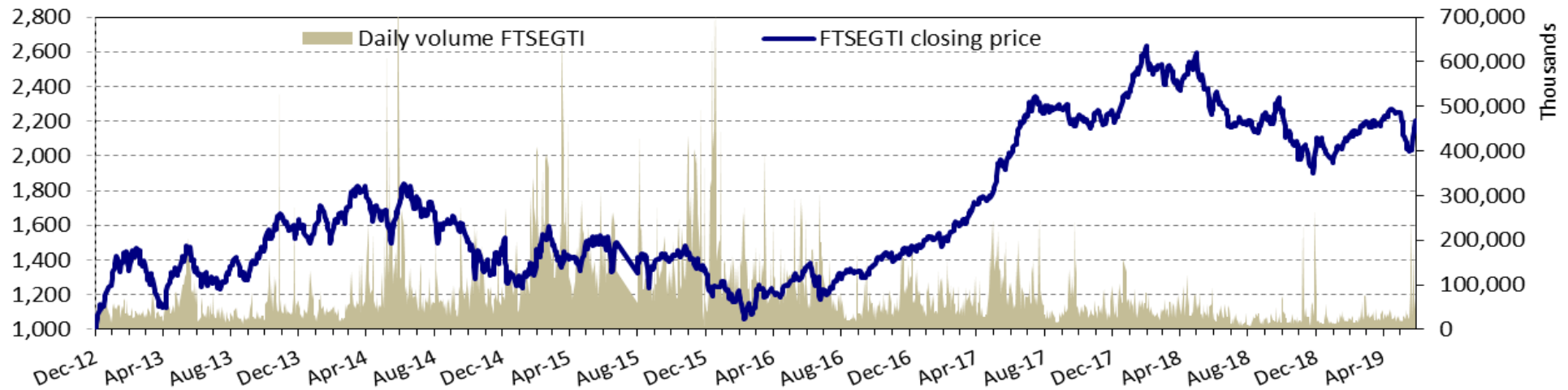
- From 2009 to date, **there is an increase trend per year** of the percentage of revenue from abroad of companies that participate in FTSEGT Plus and **in 2018 the percentage of revenues from abroad is closed to 58%.**
- From 2009 to date, there is **an increase trend** in the percentage of revenue from abroad, with **Compound Annual Growth Rate (CAGR) at 4%.**



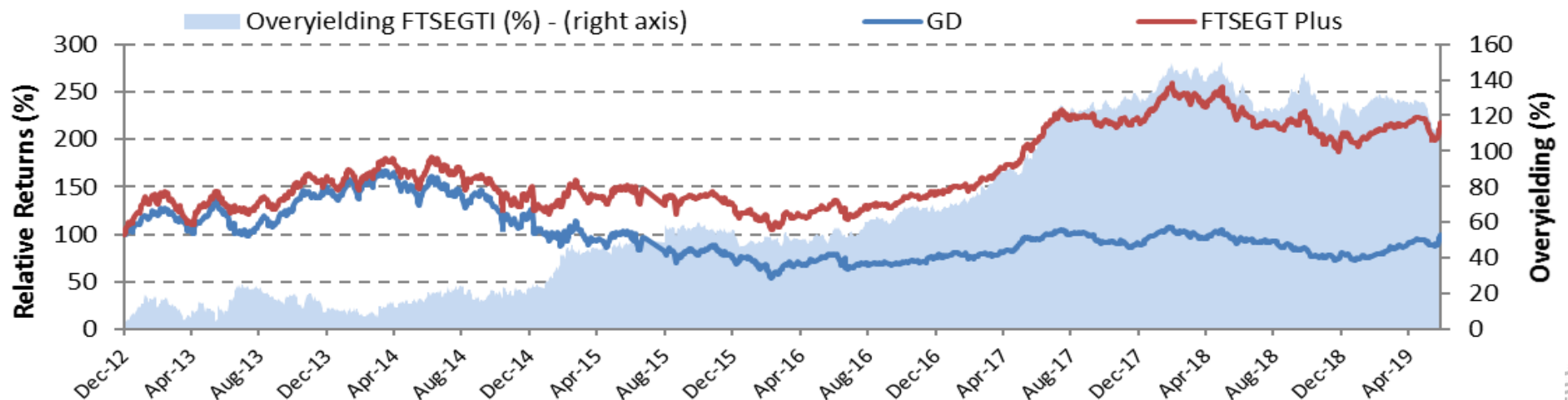
FTSEGT Plus Historical data

Significant overyielding versus GD

FTSEGT Plus Index Prices & Liquidity



Indexes Performance - Relative Returns GD & FTSEGT Plus



More info

The analytical Factsheets of the constituents of the FTSE/ATHEX Global traders Index and FTSE/ATHEX Global traders Index Plus are available in ATHEX group website

<http://www.athexgroup.gr/web/guest/companies-overview-factsheets>

The ground rules for the FTSE/ATHEX Global Traders & Global Traders Plus are available in website <http://www.athexgroup.gr/web/guest/index-information-ground-rules>

Telephone no : 210-33.66.800

Email: helpdesk@athexgroup.gr

Hellenic Exchanges – Athens Stock exchange S.A., 110 Athinon ave, 104 42, Athens, Greece

