

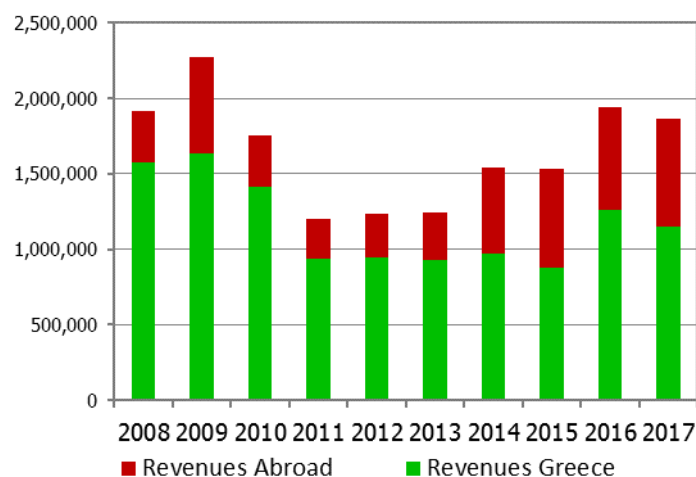


Website:	<a href="http://www.etae.com">http://www.etae.com</a>
Bloomberg code:	ELLAKTOR:GA
Reuters code:	HELr.AT
ISIN code:	GRS191213008

## COMPANY PROFILE

The Ellaktor group is the leading Greek construction / infrastructure player. Through subsidiary holdings it is the leading contractor in the domestic construction market, the leading player in toll-road concession projects (participates in two operating assets: Athens Ring Roads (59%) & Rio-Antirrio Bridge (22%), and in 3 new projects under construction), and the leader in waste management. The group also has a strong presence in renewable energy, through its 64.50% subsidiary ELTECH ANEMOS (ATHEX listed), is active in real estate in Greece and the Balkans and has some non-core assets such as the Mont Parnes casino (15% stake) and c.1.1% in Eldorado Gold (TSX and NYSE listed) and 5% in Hellas Gold (95% owned by Eldorado Gold).

## REVENUES ANALYSIS (in € 000)



Company's exports represent 38.28% of total sales in 2017.

## OVERVIEW - TRADING DATA

### OVERVIEW - TRADING DATA 1 Year (data of period 01/05/2017 - 30/04/2018)

Symbol:	ELLAKTOR		
Athex Market:	MAIN MARKET		
Market Cap (Mil. €): (30 April 2018)	291.7		
Shares Outstanding (number): (30 April 2018)	177,001,313		
Average Spread (%):	0.60%		
Market Liquidity (%):	24.366%		
Average Trading volume (no of shares):	434,546.0		
Total Value of transactions (€):	141,013,783		
Days to trade (1% of outstanding amount):	5.1		
Free Float (30 April 2018):	63.84%		
Turnover Velocity (F.F. Weighted):	59.5%		
<b>Historic Volatility</b>	<b>30 days</b>	<b>60 days</b>	<b>90 days</b>
(annualised %)	30.61%	39.00%	38.67%

## GROUP STRUCTURE ELLAKTOR

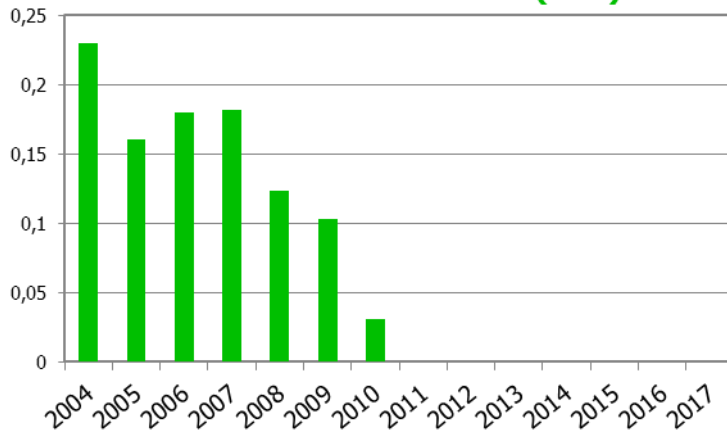
The companies of the Group, which are consolidated under the full consolidation method, are as follows:

S/N	COMPANY	REGISTERED OFFICE	SEGMENT OF ACTIVITY	PARENT % 31.12.2017			PARENT % 31.12.2016		
				DIREC T	INDIREC T	TOTAL	DIREC T	INDIREC T	TOTAL
1	AIFORIKI DODEKANISOU S.A.	GREECE	ENVIRONMENT		94.44	94.44		94.44	94.44
2	AIFORIKI KOUNOU S.A.	GREECE	ENVIRONMENT		92.42	92.42		92.42	92.42
3	EOLIKA PARKA MALEA S.A.	GREECE	WIND FARMS		37.12	37.12		37.12	37.12
4	AEOLIKI KANDILIOU S.A.	GREECE	WIND FARMS		64.50	64.50		64.50	64.50
5	EOLIKI KARPASTONIOU S.A.	GREECE	WIND FARMS		32.89	32.89		32.89	32.89
6	EOLIKI MOLAOI LAKONIAS S.A.	GREECE	WIND FARMS		64.50	64.50		64.50	64.50
7	EOLIKI OLYMPOU EVIAS S.A.	GREECE	WIND FARMS		64.50	64.50		64.50	64.50
8	EOLIKI PARNONOS S.A.	GREECE	WIND FARMS		51.60	51.60		51.60	51.60
9 <sup>2</sup>	EOLIS MAKEDONIAS S.A. <sup>2</sup>	GREECE	WIND FARMS		-	-		64.50	64.50 <sup>2</sup>
10	ALPHA EOLIKI MOLAOI LAKONIA S.A.	GREECE	WIND FARMS		64.50	64.50		64.50	64.50
11	AKTOR S.A.	GREECE	CONSTRUCTIONS & QUARRIES	95.40	4.60	100.00	100.00		100.00
12	AKTOR CONCESSIONS S.A.	GREECE	CONCESSIONS	100.00		100.00	100.00		100.00
13	AKTOR CONCESSIONS S.A. – ARCHITECH S.A.	GREECE	CONCESSIONS		82.12	82.12		82.12	82.12
14	AKTOR FM S.A.	GREECE	CONSTRUCTIONS & QUARRIES		100.00	100.00		100.00	100.00
15	AKTOR-TOMI GP	GREECE	CONSTRUCTIONS & QUARRIES		100.00	100.00		100.00	100.00
16	ANDROMACHI S.A.	GREECE	REAL ESTATE DEVELOPMENT	100.00		100.00	100.00		100.00
17 <sup>2</sup>	ANEMOS ALKYONIS S.A. <sup>2</sup>	GREECE	WIND FARMS		-	-		36.77	36.77 <sup>2</sup>
18	ANEMOS ATALANTIS S.A.	GREECE	WIND FARMS		64.50	64.50		64.50	64.50
19	STERILISATION S.A.	GREECE	ENVIRONMENT		56.67	56.67		56.67	56.67
20	APOTEFROTIRAS S.A.	GREECE	ENVIRONMENT		61.39	61.39		61.39	61.39
21	ATTIKA DIDIA S.A.	GREECE	CONCESSIONS		59.27	59.27		59.27	59.27
22	ATTIKES DIADROMES S.A.	GREECE	CONCESSIONS		47.42	47.42		47.42	47.42
23	ATTIKI ODO S.A.	GREECE	CONCESSIONS		59.25	59.25		59.25	59.25
24	VEAL S.A.	GREECE	ENVIRONMENT		47.22	47.22		47.22	47.22
25	VIOTIKOS ANEMOS S.A.	GREECE	WIND FARMS		64.50	64.50		64.50	64.50
26	YIALOU ANAPTYXIAKI S.A.	GREECE	REAL ESTATE DEVELOPMENT	100.00		100.00	100.00		100.00
27	YIALOU EMPORIKI & TOURISTIKI S.A.	GREECE	REAL ESTATE DEVELOPMENT		55.46	55.46		55.46	55.46
28	PPC RENEWABLES – ELLINIKI TECHNODOMIKI TEV S.A.	GREECE	WIND FARMS		32.90	32.90		32.90	32.90
29	DIETHNIS ALKI S.A.	GREECE	REAL ESTATE DEVELOPMENT	100.00		100.00	100.00		100.00
30	DI-LITHOS S.A.	GREECE	CONSTRUCTIONS & QUARRIES		100.00	100.00		100.00	100.00
31	DOAL S.A.	GREECE	ENVIRONMENT		94.44	94.44		94.44	94.44
32	EDADYM S.A.	GREECE	ENVIRONMENT		94.44	94.44		94.44	94.44
33	ELIANA MARITIME COMPANY	GREECE	CONSTRUCTIONS & QUARRIES		100.00	100.00		100.00	100.00
34	HELLENIC QUARRIES S.A.	GREECE	QUARRIES		100.00	100.00		100.00	100.00
35	GREEK NURSERIES S.A.	GREECE	OTHER		50.00	50.00		50.00	50.00
36	HELLENIC ENERGY & DEVELOPMENT S.A.	GREECE	OTHER	96.21	0.37	96.57	96.21	0.37	96.57
37	HELLENIC ENERGY & DEVELOPMENT - RENEWABLES S.A.	GREECE	WIND FARMS		64.50	64.50		64.50	64.50
38	ELLINIKI TECHNODOMIKI ANEMOS S.A.	GREECE	WIND FARMS	64.50		64.50	64.50		64.50
39 <sup>2</sup>	ELLINIKI TECHNODOMIKI ANEMOS S.A. & CO <sup>2</sup>	GREECE	WIND FARMS		-	-		63.86	63.86 <sup>2</sup>
40	ELLINIKI TECHNODOMIKI ENERGIAXI S.A.	GREECE	WIND FARMS	100.00		100.00	100.00		100.00
41	EPADYM SA	GREECE	CONCESSIONS/ENVIRONMENT		97.22	97.22		97.22	97.22
42	HELECTOR S.A.	GREECE	ENVIRONMENT	94.44		94.44	94.44		94.44
43	HELECTOR-DOAL GP	GREECE	ENVIRONMENT		94.44	94.44		94.44	94.44
44	ILIOSAR ANDRAVIDAS S.A.	GREECE	CONSTRUCTIONS & QUARRIES		100.00	100.00		100.00	100.00
45	THIVAOKS ANEMOS S.A.	GREECE	WIND FARMS		64.50	64.50		64.50	64.50
46	KANTZA S.A.	GREECE	REAL ESTATE DEVELOPMENT	100.00		100.00	100.00		100.00
47	KANTZA EMPORIKI S.A.	GREECE	REAL ESTATE DEVELOPMENT		55.46	55.46		55.46	55.46
48 <sup>2</sup>	KASTOR S.A. <sup>2</sup>	GREECE	CONSTRUCTIONS & QUARRIES		-	-		100.00	100.00 <sup>2</sup>
49 <sup>2</sup>	JV ELTECH ANEMOS S.A. –TH. SIETIS <sup>2</sup>	GREECE	WIND FARMS		-	-		64.50	64.50 <sup>2</sup>
50 <sup>2</sup>	JV ELTECH ENERGIAXI - ELECTROMECH <sup>2</sup>	GREECE	WIND FARMS		-	-		100.00	100.00 <sup>2</sup>
51 <sup>2</sup>	J/V ITHAKI 1 ELTECH ANEMOS S.A. EOLIKI OLYMPOU EVIAS S.A. <sup>2</sup>	GREECE	WIND FARMS		-	-		64.50	64.50 <sup>2</sup>
52 <sup>2</sup>	J/V ITHAKI 2 ELTECH ANEMOS S.A. EOLIKI OLYMPOU EVIAS S.A. <sup>2</sup>	GREECE	WIND FARMS		-	-		64.50	64.50 <sup>2</sup>
53	JV HELECTOR – CYBARCO	CYPRUS	ENVIRONMENT		94.44	94.44		94.44	94.44
54 <sup>2</sup>	LAMDA TECHNIKI S.A. <sup>2</sup>	GREECE	CONSTRUCTIONS & QUARRIES		-	-		100.00	100.00 <sup>2</sup>
55 <sup>2</sup>	LMN S.A. <sup>2</sup>	GREECE	CONSTRUCTIONS & QUARRIES		-	-		100.00	100.00 <sup>2</sup>
56	MOREAS S.A.	GREECE	CONCESSIONS		71.67	71.67		71.67	71.67
57	MOREAS SEA S.A.	GREECE	CONCESSIONS		86.67	86.67		86.67	86.67
58	NEMO MARITIME COMPANY	GREECE	CONSTRUCTIONS & QUARRIES		100.00	100.00		100.00	100.00
59	ROAD TELECOMMUNICATIONS S.A.	GREECE	CONCESSIONS		100.00	100.00		100.00	100.00
60	P&P PARKING S.A.	GREECE	CONCESSIONS		100.00	100.00		100.00	100.00
61	PANTECHNIKI S.A.	GREECE	OTHER	100.00		100.00	100.00		100.00

S/N	COMPANY	REGISTERED OFFICE	SEGMENT OF ACTIVITY	PARENT % 31.12.2017			PARENT % 31.12.2016		
				DIREC T	INDIREC T	TOTAL	DIREC T	INDIREC T	TOTAL
62	PANTECHNIKI S.A. – LAMDA TECHNIKI S.A. – DEPA LTD	GREECE	CONSTRUCTIONS & QUARRIES		100.00	100.00		100.00	100.00
63	PLO – KAT S.A.	GREECE	CONSTRUCTIONS & QUARRIES		100.00	100.00		100.00	100.00
64 <sup>1</sup>	P.K. TETRAKTYS EPENDYTIKI ANAPTYXIAKI S.A. <sup>1</sup>	GREECE	WIND FARMS		100.00	100.00 <sup>2</sup>		-	-
65	STATHMOI PANTECHNIKI S.A.	GREECE	CONCESSIONS		100.00	100.00		100.00	100.00
66	TOMI S.A.	GREECE	CONSTRUCTIONS & QUARRIES		100.00	100.00		100.00	100.00
67	AECO HOLDING LTD	CYPRUS	OTHER	100.00		100.00	100.00		100.00
68 <sup>2</sup>	AKTOR AFRICA LTD <sup>2</sup>	CYPRUS	CONSTRUCTIONS & QUARRIES		-	-		100.00	100.00 <sup>2</sup>
69	AKTOR & AL ABIAR CONTRACTING FOR TRADING AND CONTRACTING	QATAR	CONSTRUCTIONS & QUARRIES		100.00	100.00		100.00	100.00
70	AKTOR BULGARIA S.A.	BULGARIA	CONSTRUCTIONS & QUARRIES		100.00	100.00		100.00	100.00
71	AKTOR CONCESSIONS (CYPRUS) LTD	CYPRUS	CONCESSIONS		100.00	100.00		100.00	100.00
72	AKTOR CONSTRUCTION INTERNATIONAL LTD	CYPRUS	CONSTRUCTIONS & QUARRIES		100.00	100.00		100.00	100.00
73	AKTOR CONTRACTORS LTD	CYPRUS	CONSTRUCTIONS & QUARRIES		100.00	100.00		100.00	100.00
74	AKTOR D.O.O BEOGRAD	SERBIA	CONSTRUCTIONS & QUARRIES		100.00	100.00		100.00	100.00
75	AKTOR D.O.O SARAJEVO	BOSNIA-HERZEGOVINA	CONSTRUCTIONS & QUARRIES		100.00	100.00		100.00	100.00
76 <sup>2</sup>	AKTOR ENTERPRISES LTD <sup>2</sup>	CYPRUS	CONSTRUCTIONS & QUARRIES		-	-		100.00	100.00 <sup>2</sup>
77	AKTOR KUWAIT WLL	KUWAIT	CONSTRUCTIONS & QUARRIES		100.00	100.00		100.00	100.00
78	AKTOR QATAR WLL	QATAR	CONSTRUCTIONS & QUARRIES		100.00	100.00		100.00	100.00
79	AKTOR TECHNICAL CONSTRUCTION LLC	UAE	CONSTRUCTIONS & QUARRIES		70.00	70.00		70.00	70.00
80 <sup>1</sup>	AKVAVIT DOOEL <sup>1</sup>	BOSNIA-HERZEGOVINA	CONSTRUCTIONS & QUARRIES		100.00	100.00		-	-
81	AL AHMADIAH AKTOR LLC	UAE	CONSTRUCTIONS & QUARRIES		100.00	100.00		100.00	100.00
82 <sup>2</sup>	BAQTOR MINING CO LTD <sup>2</sup>	SUDAN	CONSTRUCTIONS & QUARRIES		-	-		90.00	90.00 <sup>2</sup>
83 <sup>2</sup>	BENZEMIA ENTERPRISES LTD <sup>2</sup>	CYPRUS	WIND FARMS		-	-		64.50	64.50 <sup>2</sup>
84	BIOSAR AMERICA INC	USA	CONSTRUCTIONS & QUARRIES		100.00	100.00		100.00	100.00
85	BIOSAR AMERICA LLC	USA	CONSTRUCTIONS & QUARRIES		100.00	100.00		100.00	100.00
86 <sup>1</sup>	BIOSAR ARGENTINA SA <sup>1</sup>	ARGENTINA	CONSTRUCTIONS & QUARRIES		100.00	100.00 <sup>2</sup>		-	-
87 <sup>1</sup>	BIOSAR AUSTRALIA PTY LTD <sup>1</sup>	AUSTRALIA	CONSTRUCTIONS & QUARRIES		100.00	100.00 <sup>2</sup>		-	-
88	BIOSAR BRASIL - ENERGIA RENOVAVEL LTDA	BRAZIL	CONSTRUCTIONS & QUARRIES		100.00	100.00		99.99	99.99
89	BIOSAR CHILE SpA	CHILE	CONSTRUCTIONS & QUARRIES		100.00	100.00		100.00	100.00
90	BIOSAR DOMINICANA SAS	DOMINICAN REPUBLIC	CONSTRUCTIONS & QUARRIES		100.00	100.00		100.00	100.00
91	BIOSAR ENERGY (UK) LTD	UNITED KINGDOM	CONSTRUCTIONS & QUARRIES		100.00	100.00		100.00	100.00
92	BIOSAR HOLDINGS LTD	CYPRUS	CONSTRUCTIONS & QUARRIES		100.00	100.00		100.00	100.00
93	BIOSAR PANAMA Inc	PANAMA	CONSTRUCTIONS & QUARRIES		100.00	100.00		100.00	100.00
94	BURG MACHINERY	BULGARIA	CONSTRUCTIONS & QUARRIES		100.00	100.00		100.00	100.00
95	CAISSON AE	GREECE	CONSTRUCTIONS & QUARRIES		85.00	85.00		85.00	85.00
96	COPRI-AKTOR	ALBANIA	CONSTRUCTIONS & QUARRIES		100.00	100.00		100.00	100.00
97	DUBAI FUJAIRAH FREEWAY JV	UAE	CONSTRUCTIONS & QUARRIES		100.00	100.00		100.00	100.00
98	ELLAKTOR VENTURES LTD	CYPRUS	CONCESSIONS		98.61	98.61		98.61	98.61
99	GENERAL GULF SPC	BAHRAIN	CONSTRUCTIONS & QUARRIES		100.00	100.00		100.00	100.00
100	HELECTOR BULGARIA LTD	BULGARIA	ENVIRONMENT		94.44	94.44		94.44	94.44
101	HELECTOR CYPRUS LTD	CYPRUS	ENVIRONMENT		94.44	94.44		94.44	94.44
102	HELECTOR GERMANY GMBH	GERMANY	ENVIRONMENT		94.44	94.44		94.44	94.44
103	HERHOF GMBH	GERMANY	ENVIRONMENT		94.44	94.44		94.44	94.44
104	HERHOF RECYCLING CENTER OSNABRUCK GMBH	GERMANY	ENVIRONMENT		94.44	94.44		94.44	94.44
105	HERHOF-VERWALTUNGS	GERMANY	ENVIRONMENT		94.44	94.44		94.44	94.44
106	INSCUT BUCURESTI S.A.	ROMANIA	CONSTRUCTIONS & QUARRIES		100.00	100.00		100.00	100.00
107	IOANNA PROPERTIES SRL	ROMANIA	CONSTRUCTIONS & QUARRIES		100.00	100.00		100.00	100.00
108	JEBEL ALI SEWAGE TREATMENT PLANT JV	UAE	CONSTRUCTIONS & QUARRIES		100.00	100.00		100.00	100.00
109 <sup>2</sup>	K,G,E GREEN ENERGY LTD <sup>2</sup>	CYPRUS	ENVIRONMENT		-	-		94.44	94.44 <sup>2</sup>
110	LASTIS ENERGY INVESTMENTS LTD	CYPRUS	WIND FARMS		64.50	64.50		64.50	64.50
111	LEVASHOVO WASTE MANAGEMENT PROJECT LLC	RUSSIA	CONCESSIONS		98.61	98.61		98.61	98.61
112	MILLENNIUM CONSTRUCTION EQUIPMENT & TRADING	UAE	CONSTRUCTIONS & QUARRIES		100.00	100.00		100.00	100.00
113 <sup>2</sup>	NEASACO ENTERPRISES LTD <sup>2</sup>	CYPRUS	ENVIRONMENT		-	-		94.44	94.44 <sup>2</sup>
114	PMS PROPERTY MANAGEMENT SERVICES SA	GREECE	REAL ESTATE DEVELOPMENT		55.46	55.46		55.46	55.46
115	PROFIT CONSTRUCT SRL	ROMANIA	REAL ESTATE DEVELOPMENT		55.46	55.46		55.46	55.46
116	REDS REAL ESTATE DEVELOPMENT S.A.	GREECE	REAL ESTATE DEVELOPMENT	55.46		55.46	55.46		55.46
117	SC CLH ESTATE SRL	ROMANIA	REAL ESTATE DEVELOPMENT		55.46	55.46		55.46	55.46
118	SILJO ENTERPRISES LTD	CYPRUS	WIND FARMS		64.50	64.50		64.50	64.50
119	YLECTOR DOOEL SKOPJE	FYROM	ENVIRONMENT		94.44	94.44		94.44	94.44

\* The fiscal years for which the Group companies that are mandatorily audited by audit firms have obtained a tax compliance certificate are marked with an asterisk (\*).

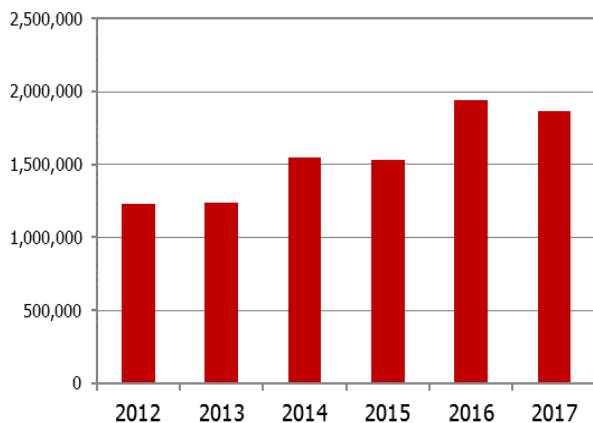
## DIVIDEND POLICY-DPS (in €)



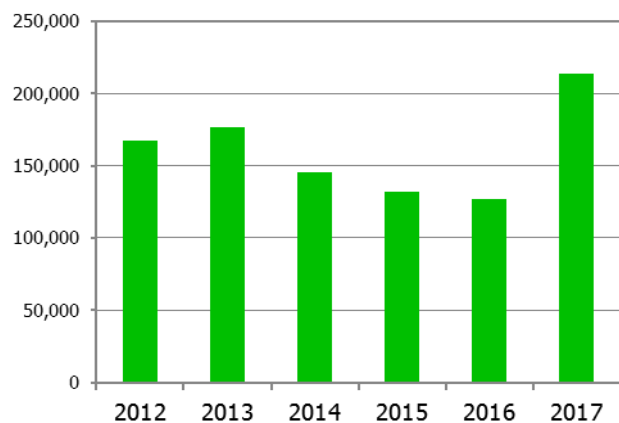
## COMPANY'S PERFORMANCE

FINANCIAL OVERVIEW (consolidated)						
(in € 000)	2012	2013	2014	2015	2016	2017
Sales	1,232,817	1,241,365	1,544,504	1,533,083	1,942,409	1,865,749
Gross profit	166,931	176,881	145,221	132,066	126,688	213,257
EBIT	114,799	75,717	56,877	28,831	31,146	101,553
EBITDA	218,025	181,959	162,568	154,548	150,580	204,617
Earnings before tax	58,085	15,621	-10,777	-53,900	-37,778	39,744
Earnings after tax	32,405	-48,980	-33,275	-90,363	-96,797	-9,608
E.P.S.	0.0691	-0.280	-0.3	-0.6152	-0.7069	-0.2387
Total Equity	1,253,714	1,150,376	1,116,228	1,031,229	892,422	860,192
ROE	2.58%	-4.26%	-2.98%	-8.76%	-10.85%	-1.12%

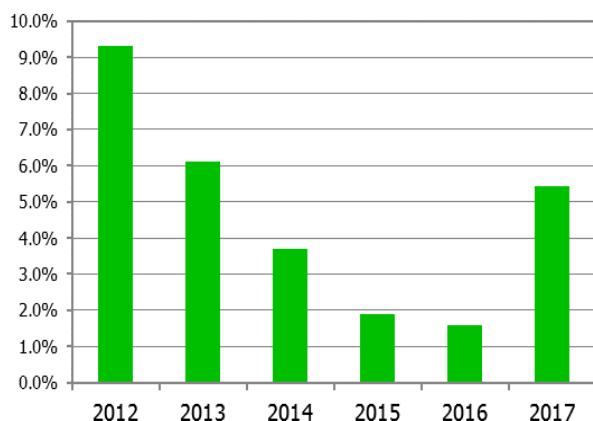
### Revenues (in € 000)



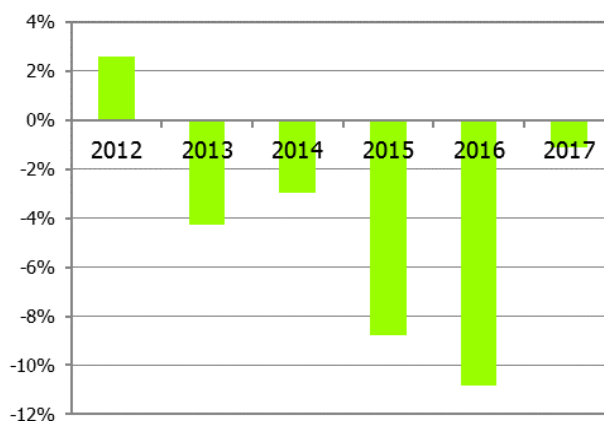
### Gross profit (in € 000)



### Operating Margin



### ROE



LEONIDAS BOBOLAS	15.02%
AMBER CAPITAL MANAGEMENT L.P.	5.20%
ANASTASIOS KALLITSANTIS & DIMITRIOS KALLITSANTIS	15.59%
KOUTRAS DIMITRIOS	5.58%
<b>Total</b>	<b>41.38%</b>

### BOARD OF DIRECTORS

Name	Qualification
KOUTRAS A. DIMITRIOS	CHAIRMAN/EXECUTIVE MEMBER
BOBOLAS LEONIDAS	CEO/EXECUTIVE MEMBER
TZIVELIS D. IOANNIS	VICE CHAIRMAN/NON EXECUTIVE MEMBER
KALLITSANTIS ANASTASIOS	EXECUTIVE MEMBER
KALLITSANTIS DIMITRIOS	EXECUTIVE MEMBER
BOBOLA G. MARIA	NON EXECUTIVE MEMBER
GIOKARIS ANGELOS	EXECUTIVE MEMBER
SARANTOPOULOS EDWARD	EXECUTIVE MEMBER
CHATZIGRIGORIADIS DIMITRIOS	INDEPENDENT NON EXECUTIVE MEMBER
PANTALAKIS N. THEODOROS	INDEPENDENT NON EXECUTIVE MEMBER

### MANAGEMENT TEAM PROFILE

**Mr. Dimitrios Koutras** is a Mineralogist Engineer from the National Technical University of Athens. He is Director of geotechnical projects in EDOK-ETER from 1968 to 1977. In 1978 he was appointed Vice-president and Project Director of AKTOR S.A. and later Vice-Chairman and General Manager of the same company. Over the past seven years he has been the Chairman of AKTOR S.A. Since 1999 he has also been the Chairman of ATTIKI ODOS S.A. In May of 2002, with the spin-off of Elliniki Technodomiki and TEB construction sectors and their transfer to Aktor, he was appointed Member of the Board of Directors of ELLAKTOR S.A. Currently is Managing Director of AKTOR SA and Chairman of ELLAKTOR SA.

**Mr. Leonidas Bobolas** is a civil Engineer, National Technical University of Athens (Metsovia Polytechnic), (1988). From 1988 to 1992 he has been appointed Technical Director on major infrastructure projects of AKTOR S.A. In 1992 he was appointed Deputy Managing Director of AKTOR S.A. and in 1994 he took over as Managing Director. Since 1999, following the merger of AKTOR S.A. with ELLINIKI TECHNODOMIKI S.A., and until today, he has been the Managing Director and main shareholder of ELLAKTOR S.A. He has also been the Managing Director of the company ATTIKI ODOS S.A. (since its establishment in 1996), President of the BoD of ATTIKES DIADROMES S.A. (since 1999) and Managing Director of ATTIKA DIODIA S.A. (since 2000). He is also Managing Director of AKTOR CONCESSIONS S.A., President of the BoD of HELECTOR S.A.,



Managing Director of HERHOF GmbH, Managing Director of MOREAS S.A., Managing Director of AEGEAN MOTORWAY S.A. and Vice Chairman of the BoD of OLYMPIA ODOS S.A.

**Mr Ioannis Tzivelis** Entrepreneur. In 1996 he founded the company Mitica Ltd. based in Cyprus which trades on the Greek stock market by investing in companies in various sectors. Simultaneously he founded Mitica Properties SA, based in Greece, a technical, development and advisory firm and the company Infocasa which operates in real estate. In 1991 he was one of the founding members of Piraeus Bank, member of the Board and during the period 1996 to 1998, he was the largest shareholder.

Since 1986 he has invested in international stock markets through various companies.

In 1970 he founded the company Nuova Toscoemiliana Srl in Italy, which until 2000 was involved in fur trading in Europe, America, Canada, USSR.

**Anastasios Kallitsantsis** holds a degree in Civil Engineering from the National Technical University of Athens. He is founding partner and since 2006 Chairman of ELLAKTOR S.A. (previous name ELLINIKI TECHNODOMIKI TEB S.A.) and active member of the construction industry in Greece since 1976. He's Member of AKTOR SA since 2002, Chairman of ELTECH ANEMOS SA, Vice-Chairman of ELPEDISON POWER SA, and Managing Director of REDS SA (members of the ELLAKTOR Group of Companies). AKTOR SA is active in the construction sector, ELTECH ANEMOS is in the development and operation of wind farms, ELPEDISON POWER in the thermal electricity generation sector, and REDS is a real estate development company. He is Member of the Board of Directors and the Executive Committee of the Hellenic Federation of Enterprises (SEV) since 2005, Secretary General for the period 2008-2010 and Vice-President since May 2010. In addition, he is Member of the Board of Directors of SEV Business Council for Sustainable Development since its incorporation (2008).

**Mr. Dimitrios Kallitsantsis** is an Architect, graduated from Aristotelion University of Thessaloniki. He is Founder and an active member of various companies in construction and energy industries. In 1979 he was appointed Vice-president of Elliniki Technodomiki A.E. and in 1999 he was appointed Managing Director of the AKTOR S.A. following the capital stock collaboration agreement between AKTOR S.A. and Elliniki Technodomiki A.E. In May of 2002, with the spinoff of Elliniki Technodomiki and TEB construction sectors and their transfer to Aktor, he was appointed Member of the Board of Directors of ELLAKTOR S.A. Currently is Managing Director of AKTOR SA and Vice Chairman of ELLAKTOR SA.

**Mr. Angelos Giokaris** studied Civil Engineering in the National Technical University of Athens. He works as on site Engineer in several projects of PANTACHNIKI SA. In 1999 he was appointed member of the Management Board and General Manager of "PANTECHNIKI S.A.". At the same time, he participated in the management of affiliate companies. In particular, he assumed office as Chairman for "PROMAS S.A.", Vice Chairman of AKTOR CONCESSIONS S.A., as well as member of the company "ATTIKES DIADROMES S.A." while he acts as Managing Director of the parking construction and management companies "P&P STATHMEFSI S.A." and "STATHMOI PANTECHNIKI S.A.". Since the beginning of 2008, after the merger, is member of ELLAKTOR S.A.

**Mrs Maria Bobola** Architectural Engineer, graduate of the National Technical University of Athens. Maria served as a Member of the Board of Directors of "PEGASUS PUBLISHING SA" in the capacity of Deputy Chief Executive Officer from 1995 until July 2011. She is a founding member and Chairperson of the Board of Directors of the Nonprofit Organisation under the legal name ATHENS FILM STUDIO. As of 19/12/2013, she has been a Non-Executive Member of the Board of Directors of "ELLAKTOR SA".

**Mr Theodoros Pantalakis.** He holds a degree from the University of Piraeus, Department of Business Administration. From 1980 to 1991 he worked at the National Investment Bank for Industrial Development (ETEBA), concurrently during the period 1983 - 1985 he was an Associate of the Deputy Minister of National Economy, Mr. Kostis Vaitsos and during the period 1985-1988 he was Director of the Office of the Deputy Minister of Economy, Mr. Theodoros Karatzas. From 1991 to 1996 he was Assistant General Manager at the Interamerican Group. From March 1996 to April 2004 he held the position of Deputy Governor of the National Bank of Greece, while concurrently he was President, Vice President or Board member of subsidiaries of the National Bank. He has also been Vice Chairman of the Athens Stock Exchange, Chairman of the Central Depository, Chairman of the Executive Committee of the Union of Greek Banks, etc. In May 2004 he became Vice President of Piraeus Bank, and from January 2009 to December 2009 he was Vice President and Deputy CEO of the Group. At the same time, he was Chairman or Board member of

subsidiaries and affiliates of the Piraeus Bank Group. From December 2009 to July 2012 he served as Chairman of the Board - Director of the Agricultural Bank of Greece (ATE). During the same period he was Chairman or Board member of subsidiary companies of ATE. He was also a member of the Board and of the Presiding Committee of the Union of Greek Banks. Present employment - commitments: Business Consultant - Member of the Board of Attiki Odos SA, the Association of Joint Stock and Limited Liability Companies, Hellenic Petroleum SA, Retail World SA, MAD DOG SA and ELLAKTOR SA. He is also President and CEO of BMC Circle SA.

**Mr. Edward Sarantopoulos** is a Civil Engineer, Graduate of the National Technical University of Athens (1996). From 1995, he works as Project Manager in road works outside the Greek borders. During the period 1997-2000, he was appointed Project Manager for the projects abroad of K. I. SARANTOPOULOS S.A. Between 2000 and 2002 he was Deputy General Manager and member of the Management Board of K.I. SARANTOPOULOS S.A. Since September 2002 (after the merger of K.I. SARANTOPOULOS S.A. with PANTECHNIKI S.A.) was elected member of the B.o.D. and assumed office as General Manager of PANTECHNIKI S.A. Since the beginning of 2008, after the merger of PANTECHNIKI S.A. with ELLINIKI TECHNODOMIKI A.E., is member of the Management Board of ELLAKTOR S.A. He is also Managing Director of the company VIOSAR ENERGY S.A. and a B.o.D. member of ATTIKI ODOS S.A. and other companies

**Mr. Dimitrios Hatzigrigoriadis** studied Law at the Athens Law School and is a member of the Athens Bar Association since 1964. He made postgraduate studies in London. He was Member of the Board of Directors of the Capital Market Commission as a representative of the Association of Greek Institutional Investors (1994-1998). He has been Legal Consultant of the Athens Concert Hall Organisation (1989-2005). In June 2006, he was appointed member of the BoD of ELLAKTOR.

The information contained in this report is supplied by ATHEX and by the listed companies. While all reasonable efforts have been taken to ensure the accuracy of the information contained in the report, it cannot be guaranteed. No liability is accepted by ATHEX and/or any listed company. This report does not constitute financial or investment advice.

The present document is property of Hellenic Exchanges- Athens Stock Exchange S.A. (ATHEX) and the rights over it are protected under the stipulations about intellectual property rights. Copyright © 2018 Hellenic Exchanges- Athens Stock Exchange S.A.