Website:	http://www.nexans.gr
Bloomberg code:	ALKA:GA
Reuters code:	ALCr.AT
ISIN code:	GRS079103008

COMPANY PROFILE

Nexans Hellas offers its products under four fields: Power Networking Cabling, including power cables and conductors, as well as power accessories, such as joints for cables; Industrial Cabling, including industrial cables and wires, machinery cables, geophysics, oil and gas systems, winding wires as well as cables for the transportation, aerospace, defense and marine fields; Telecom Network Cabling, including outdoor telecom and interconnection cables and components, as well as telecom systems, and Indoor Cabling, which includes low-voltage wires and cables, structured cabling systems, telephone and television cables, among others. Nexans Hellas SA also offers services for project development and has agreements for supplying the Public Power Corporation and the Hellenic Telecommunications Organization in Greece.

REVENUES ANALYSIS (in € 000)

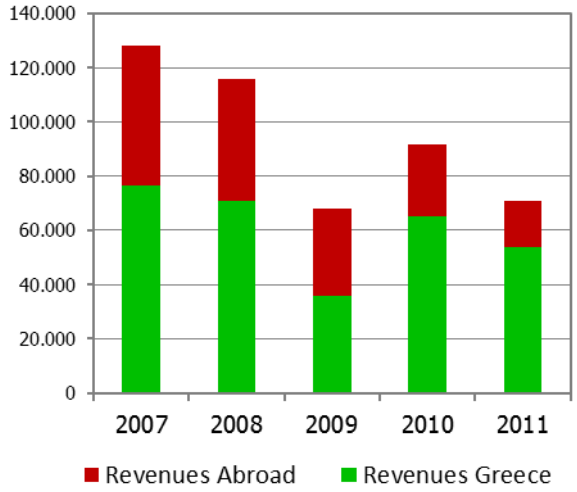

Company's exports represent 25% of total sales, to Europe, Middle East and Africa.

KEY INVESTMENT HIGHLIGHTS

Nexans Hellas S.A. is a member of Nexans Group, based in Paris, engaged in the manufacture of a range of cables and related products.

OVERVIEW - TRADING DATA (data of period 01/01 - 22/11/2012)			
Symbol:			ALKA
Oasis Market:			MAIN MARKET
Market Cap (Mil. €): (22 Nov. 2012)			11
Shares Outstanding (Mil. €): (22 Nov. 2012)			6
Average Spread (%):			12,81%
Market Liquidity (%):			0,355%
Trading volume (no of shares):			119.476
Value of transactions (€):			189.793
Days to trade (1% of outstanding amount):			115,2
Turnover Velocity (Weighted):			10,965%
Historic Volatility	**30 days**	**60 days**	**90 days**
(annualised %)	60,14%	46,57%	55,18%

GROUP STRUCTURE

NEXANS HELLAS S.A.

Nexans Hellas has no subsidiaries

Note: Nexans Hellas is member of Nexans Group, based in Paris.

DIVIDEND POLICY- dps *(in €)*

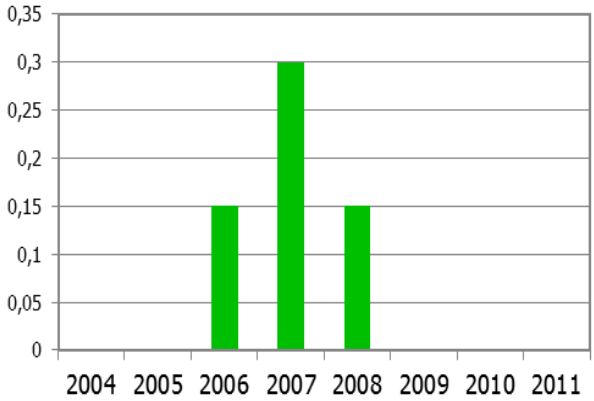

COMPANY'S PERFORMANCE

FINANCIAL OVERVIEW (consolidated) (in € 000)	2009	2010	2011
Sales	68.037	91.747	71.011
Gross profit	4.895	8.297	3.296
EBIT	-1.536	2.842	-2.649
EBITDA	25	4.448	-1.143
Earnings before tax	-1.973	2.448	-3.455
Earnings after tax	-1.999	1.718	-3.004
Earnings per share	-0,326	0,28	-0,4898
Total equity	28.755	30.473	26.856
ROE	-6,95%	5,64%	-11,19%

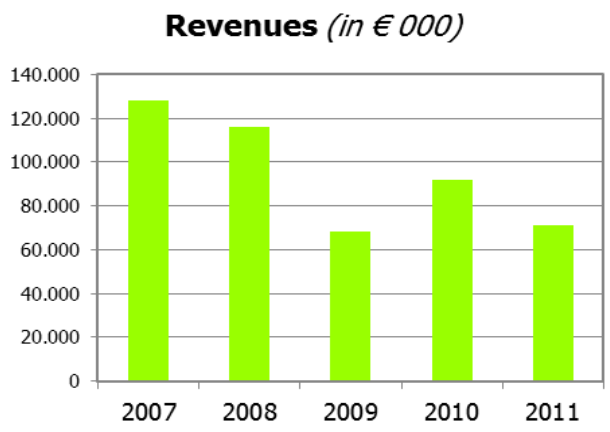

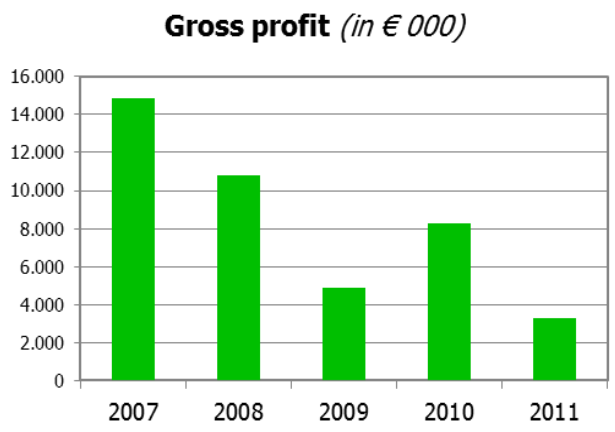

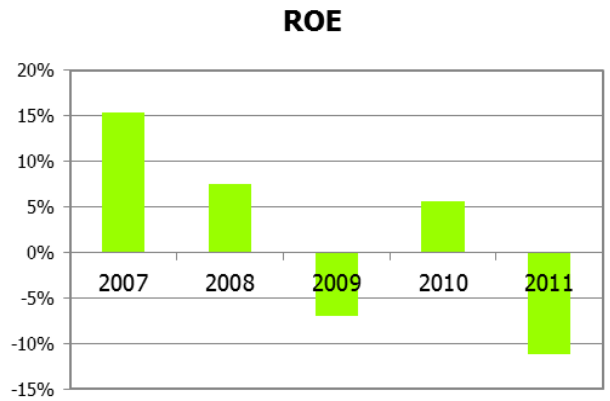

MAJOR SHAREHOLDERS (>5%)	
Name	**%**
NEXANS GROUP	71,75%
DRAKAKIS SPIRIDON	5,00%
HMG GLOBETROTTER	5,01%
Total	**81,76%**

BOARD OF DIRECTORS	
Name	**Qualification**
BORRELLI C GIUSEPPE	PRESIDENT
KALOGERAS C DEMETRIOS	VICE PRESIDENT/ CEO
TROUVE P JEAN-MICHEL	NON EXECUTIVE MEMBER
POLITIS I DEMETRIOS	INDEPENDENT NON EXECUTIVE MEMBER
CHRYSSOMALLIS K GEORGE	INDEPENDENT NON EXECUTIVE MEMBER

MANAGEMENT TEAM PROFILE

Mr. Giuseppe Ciro Borelli is Executive Chairman of the Board of Nexans Hellas SA since May 25, 2011. Previously he was appointed Non-Executive Director on October 22, 2009.

Mr. Dimitrios Kalogeras is an electrical engineer, Managing Director and General Manager of Nexans Hellas SA since January 1989 and Executive Vice Chairman of the Board since July 2004.

Mr. Athanasios Gavriil is Chief Financial Officer, Chief Accounting Officer, Corporate Announcements and Shareholder Services Officer of Nexans Hellas SA since March 30, 2010.

Mr. Jean-Michel Paul Trouve is Non-Executive Director of Nexans Hellas SA since May 25, 2011.

The information contained in this report is supplied by ATHEX and by the listed companies. While all reasonable efforts have been taken to ensure the accuracy of the information contained in the report, it cannot be guaranteed. No liability is accepted by ATHEX and/or any listed company. This report does not constitute financial or investment advice.
The present document is property of Athens Exchange S.A. (ATHEX) and the rights over it are protected under the stipulations about intellectual property rights. Copyright © 2012 Athens Exchange S.A.