

# Market Profile

June 2019



ATHEX  
Athens Stock Exchange

**+41.61%**

ATHEX Composite  
Performance YtD

**€59.4**

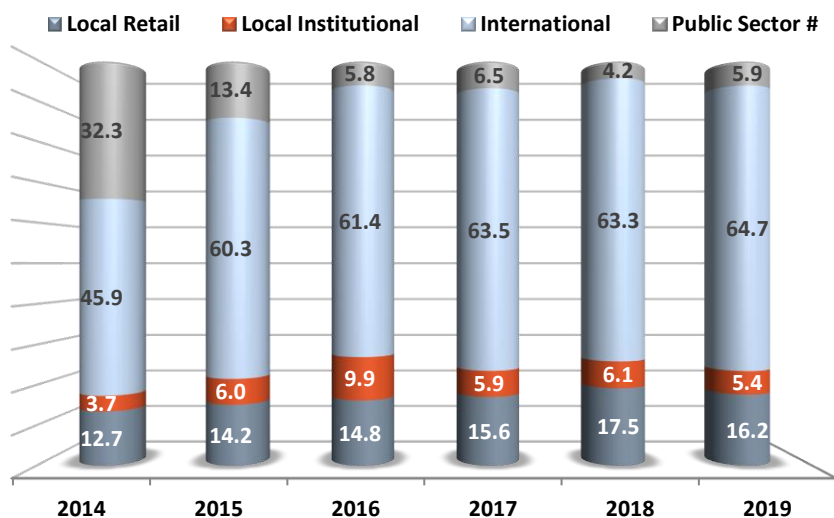
Total Market  
Capitalization (bil.)

**€66.7**

Daily Turnover in  
Equity Market (mil.)

## Investor Participation in the Cash Market

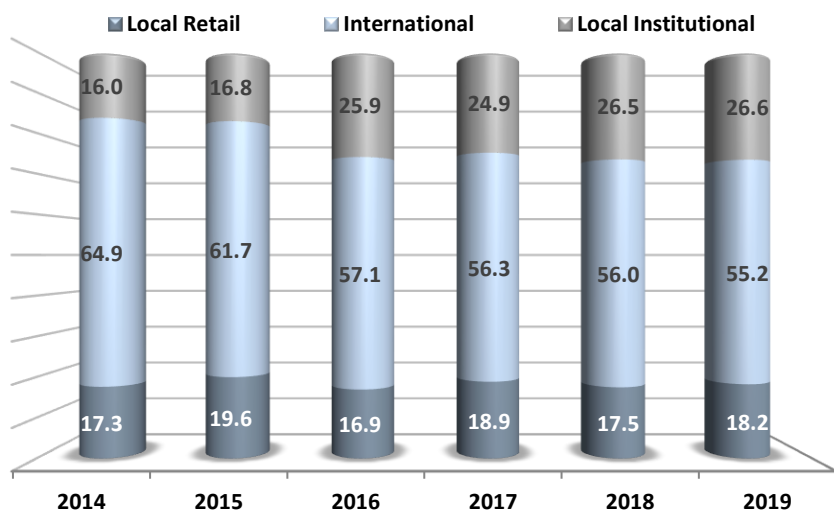
(as % of total market capitalization)



# Public Sector includes HFSF stakes

## Investor Participation in the Cash Market

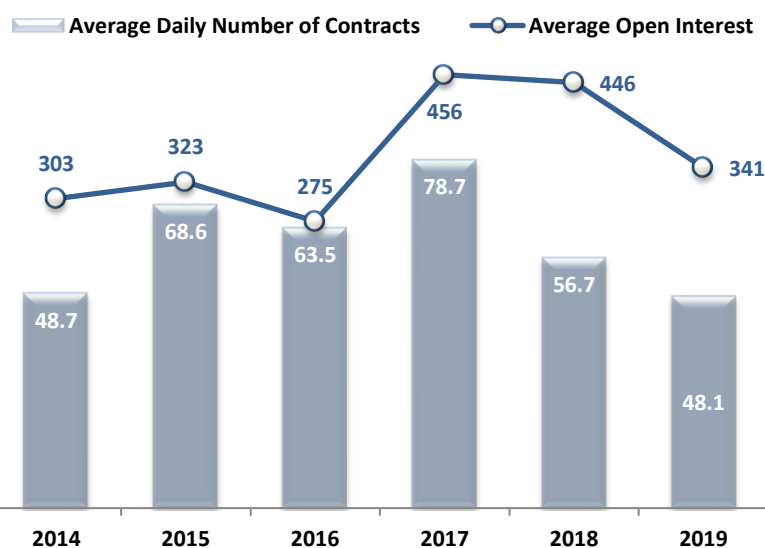
(as % of total trading activity)



Data as of 28/06/19

## Trading Activity in Derivatives Market

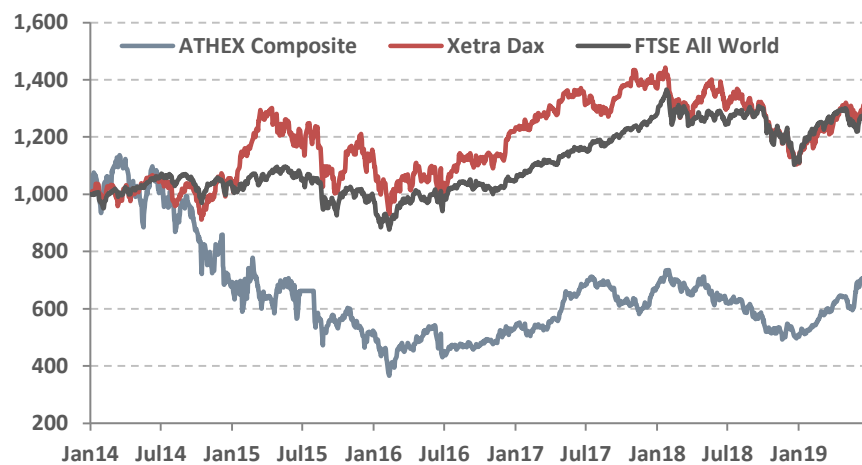
(thous. contracts)



Data as of 28/06/19

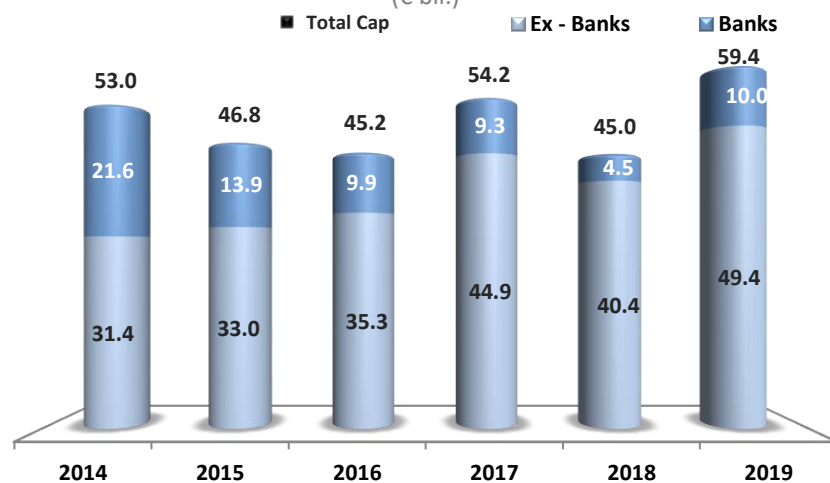
## Index Performance

(in common scale of 1,000 points at 02/01/14)



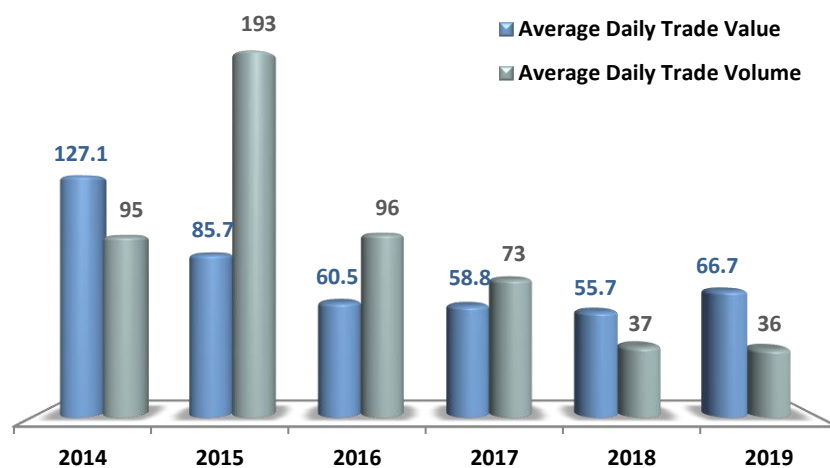
## Market Capitalization

(€ bil.)



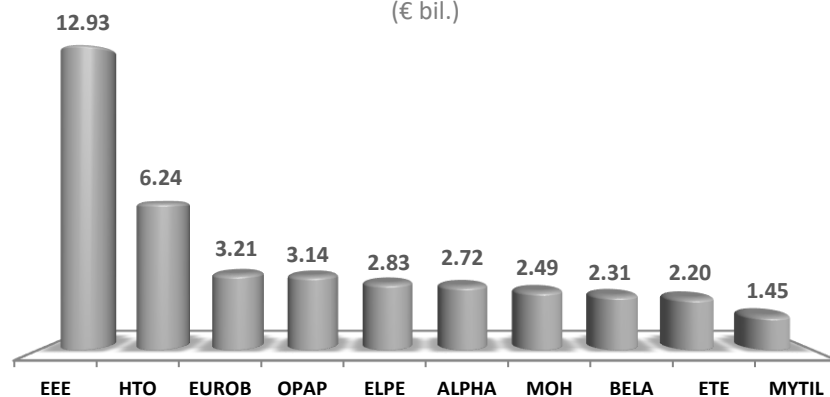
## Market Liquidity

(€ mil., mil. shares)



## Top 10 by Market Capitalization

(€ bil.)



Data as of 28/06/19

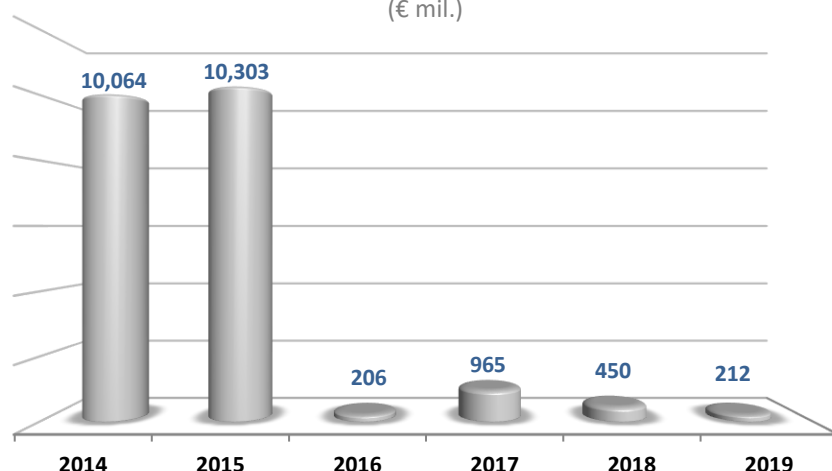
# Market Profile

## Main Indicators

		2015	2016	2017	2018	2019
Market Capitalization	(€ bil.)	46.8	45.2	54.2	45.0	59.4
Average Trade Value	(€ mil.)	85.7	60.5	58.8	55.7	66.7
Average Trade Volume	(mil. shares)	192.9	96.4	72.7	37.3	35.9
Avg Num of Contracts	(ths cont.)	68.6	63.5	78.7	56.7	48.1
Composite Index Yield	(%)	-23.6	+1.9	+24.7	-23.6	+41.6
Number of Listed Companies		243	221	203	190	184

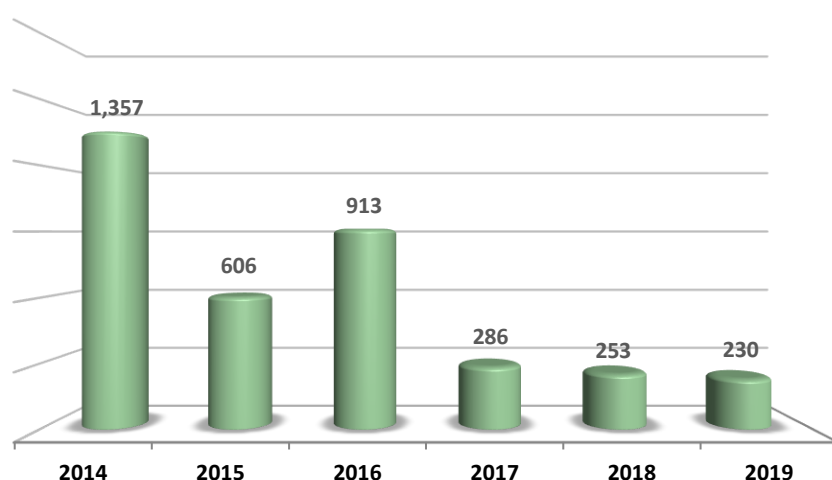
## Capital Raised

(€ mil.)



## Capital Flows from International Investors

(€ mil. Buys minus Sells)



Data as of 28/06/19

## Market Holidays

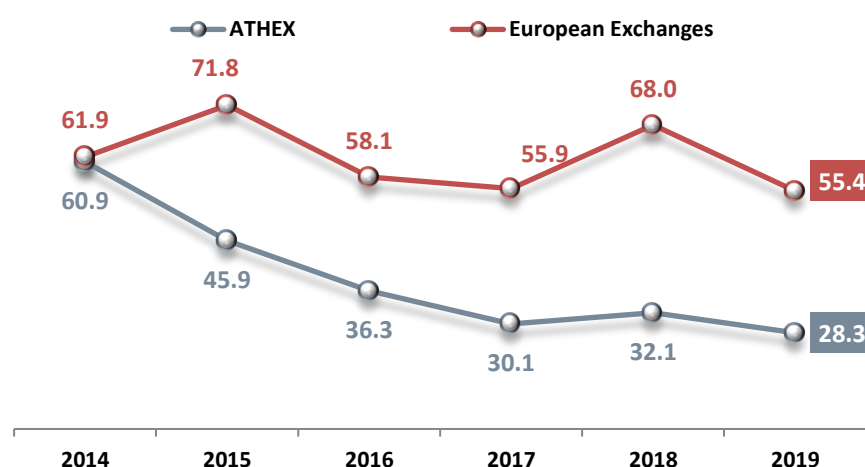
	2019	2020
New Year	Tu 1 January	We 1 January
Epiphany	---	Mo 6 January
Ash Monday	Mo 11 March	Mo 2 March
National Holiday	Mo 25 March	We 25 March
Good Friday (Catholic)	Fr 19 April	Fr 10 April
Easter Monday (Catholic)	Mo 22 April	Mo 13 April
Good Friday (Orthodox)	Fr 26 April	Fr 17 April
Easter Monday (Orthodox)	Mo 29 April	Mo 20 April
Labor Day	We 1 May	Fr 1 May
Whit Monday	Mo 17 June	Mon 8 June
Assumption Day	Th 15 August	---
National Holiday	Mo 28 October	We 28 October
Christmas Eve	Tu 24 December	Th 24 December
Christmas Day	We 25 December	Fr 25 December
Second Day of Christmas	Tu 26 December	---

June 2019



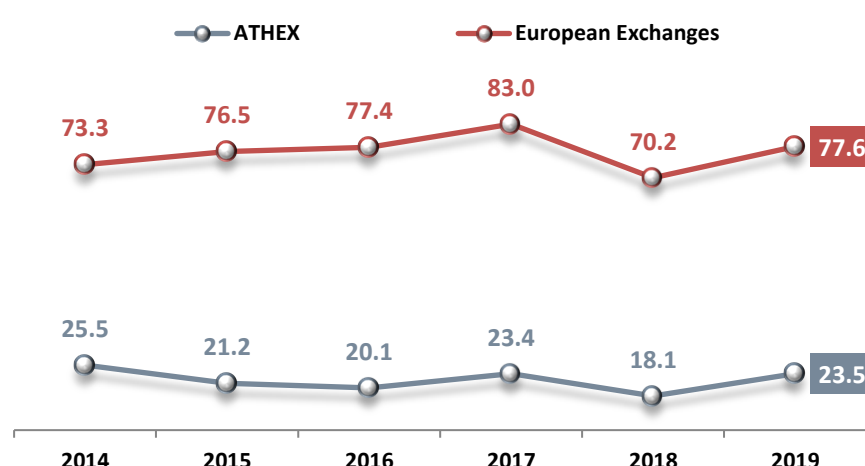
## Turnover Velocity

(value traded vs market capitalization, %)



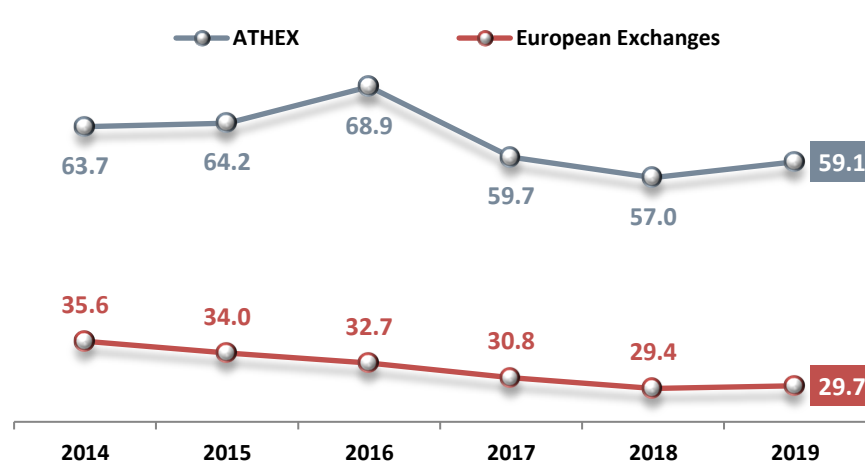
## Market Capitalization vs GDP

(data in %)



## Market Concentration

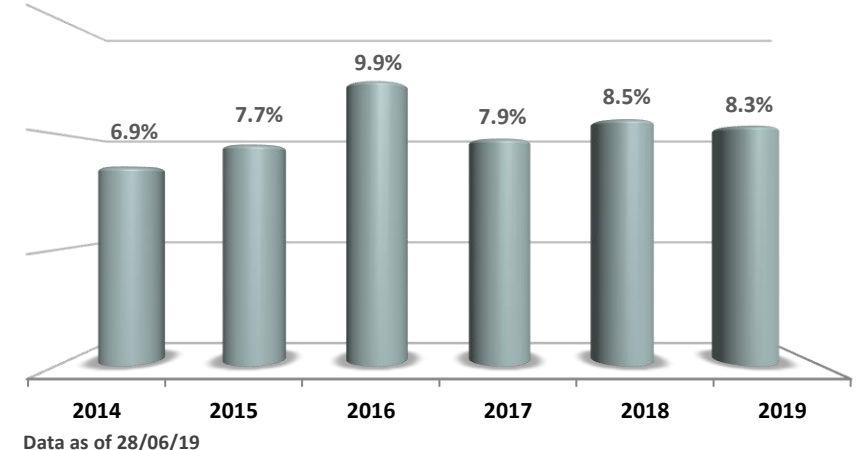
(top 5 most traded shares, % of total trade value)



Data as of 31/05/19, European Exchanges = FESE Members

## Off Exchange Transactions (OTC)

(value of OTC classic transactions vs ATHEX total trade value)



Data as of 28/06/19