Market Profile

March 2018

ATHEX
Athens Stock Exchange

-2.73%	€54.4	€72.0
ATHEX Composite Annual Yield	Total Market Capitalization (bil.)	Daily Turnover in Equity Market (mil.)

Index Performance

(in common scale of 1,000 points at 02/01/13)

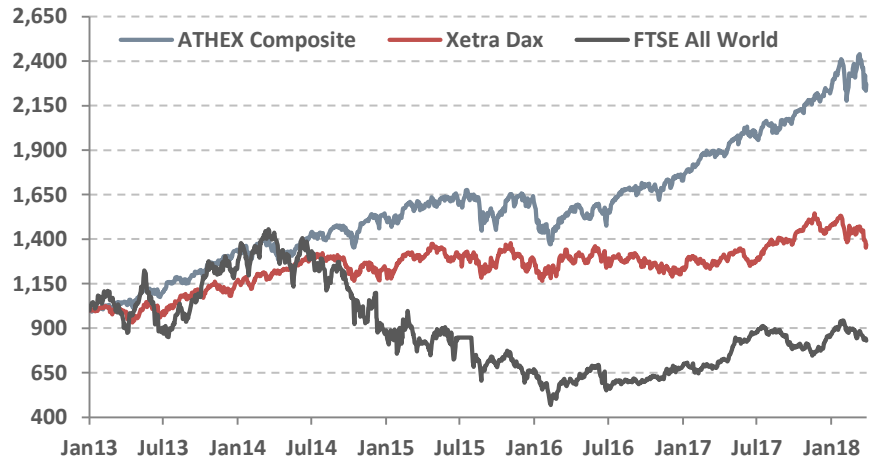

Investor Participation in the Cash Market

(as % of total market capitalization)

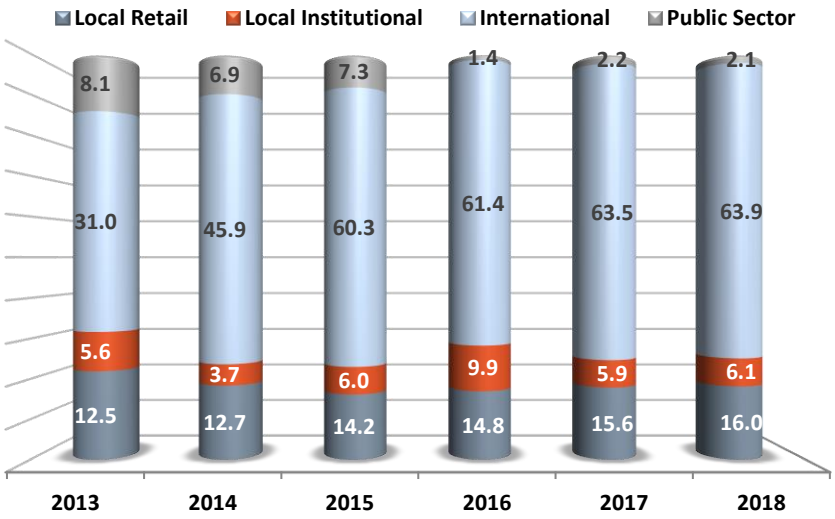

Market Capitalization

(€ bil.)

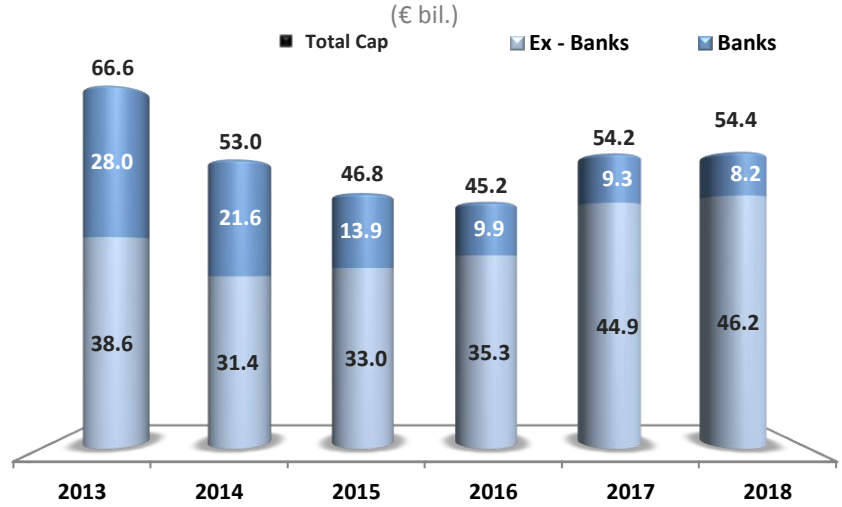

Investor Participation in the Cash Market

(as % of total trading activity)

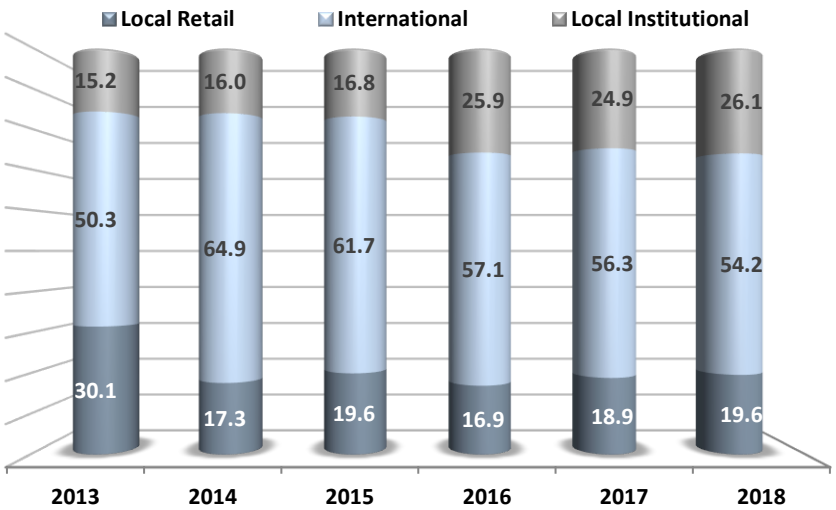

Data as of 29/03/18

Market Liquidity

(€ mil., mil. shares)

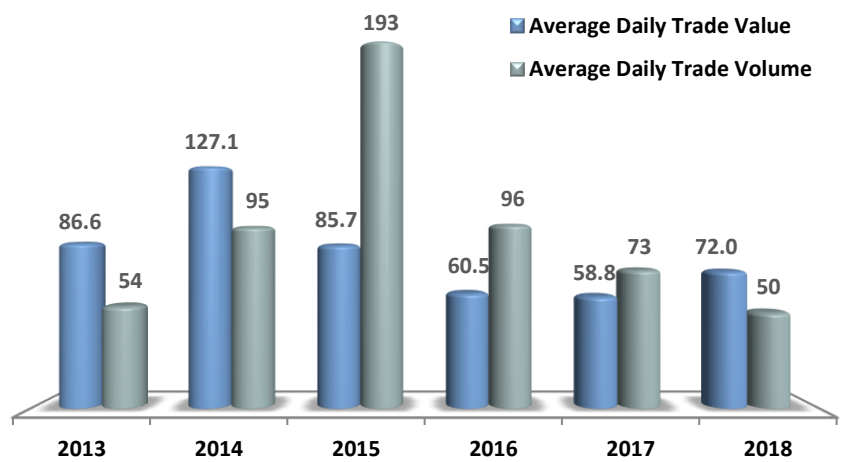

Trading Activity in Derivatives Market

(thous. contracts)

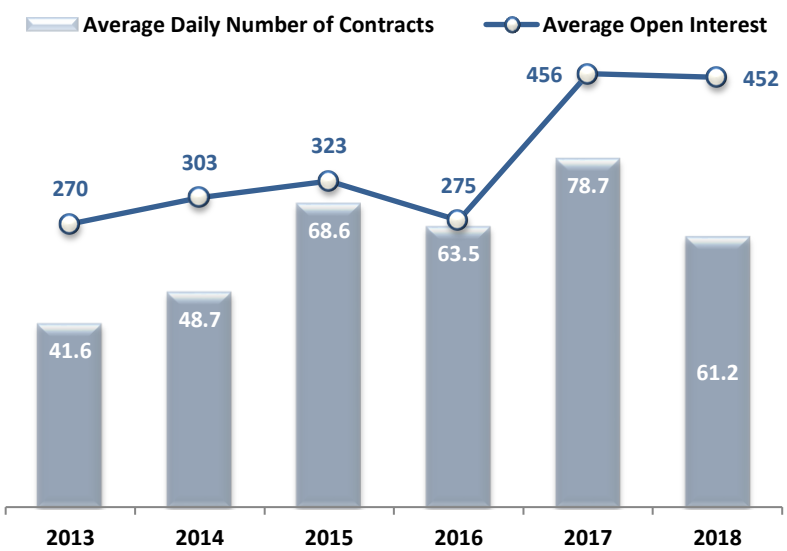

Data as of 29/03/18

Top 10 by Market Capitalization

(€ bil.)

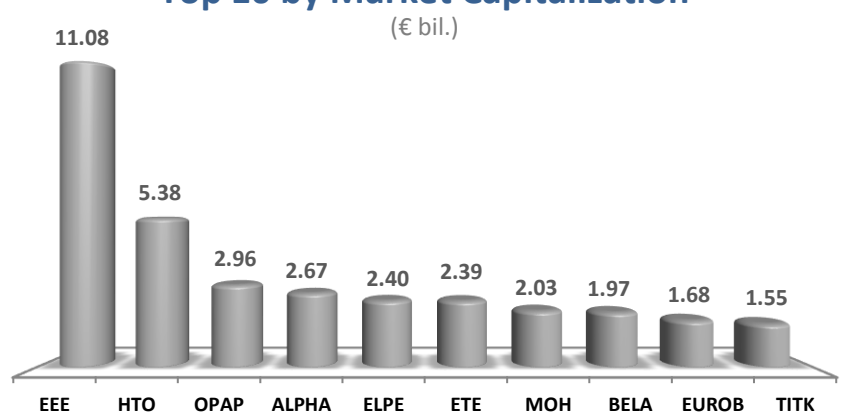

Data as of 29/03/18

Market Profile

March 2018

ATHEX
Athens Stock Exchange

Main Indicators

		2014	2015	2016	2017	2018
Market Capitalization	(€ bil.)	53.0	46.8	45.2	54.2	54.4
Average Trade Value	(€ mil.)	127.1	85.7	60.5	58.8	72.0
Average Trade Volume	(mil. shares)	95.2	192.9	96.4	72.7	50.3
Avg Num of Contracts	(ths cont.)	48.7	68.6	63.5	78.7	61.2
Composite Index Yield	(%)	-28.9	-23.6	+1.9	+24.7	-2.7
Number of Listed Companies		247	243	221	203	203

Capital Raised

(€ mil.)

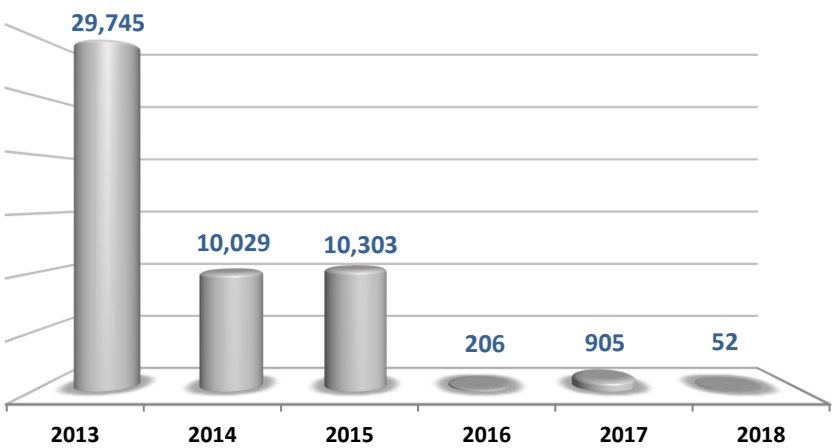

Capital Flows from International Investors

(€ mil. Buys minus Sells)

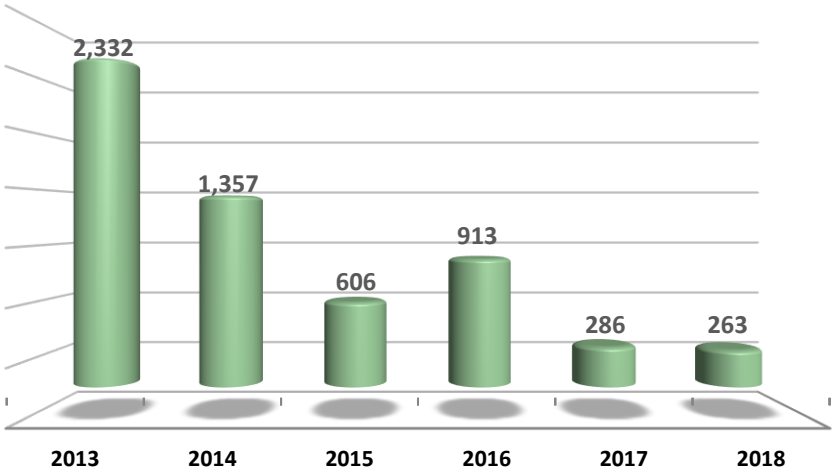

Data as of 29/03/18

Market Holidays

	2018	2019
New Year	Mon 1 January	Tues 1 January
Epiphany	---	---
Ash Monday	Mon 19 February	Mon 11 March
National Holiday	---	Mon 28 March
Good Friday (Catholic)	Fri 30 March	Fri 19 April
Easter Monday (Catholic)	Mon 2 April	Mon 22 April
Good Friday	Fri 6 April	Fri 26 April
Easter Monday	Mon 9 April	Mon 29 April
Labor Day	Mon 1 May	Mon 1 May
Whit Monday	Mon 28 May	Mon 17 June
Assumption Day	Wed 15 August	Thur 15 August
National Holiday	---	Mon 28 October
Christmas Day	Tues 25 December	Wed 25 December
Second Day of Chistmas	Wed 26 December	Thur 26 December

Turnover Velocity

(value traded vs market capitalization, %)

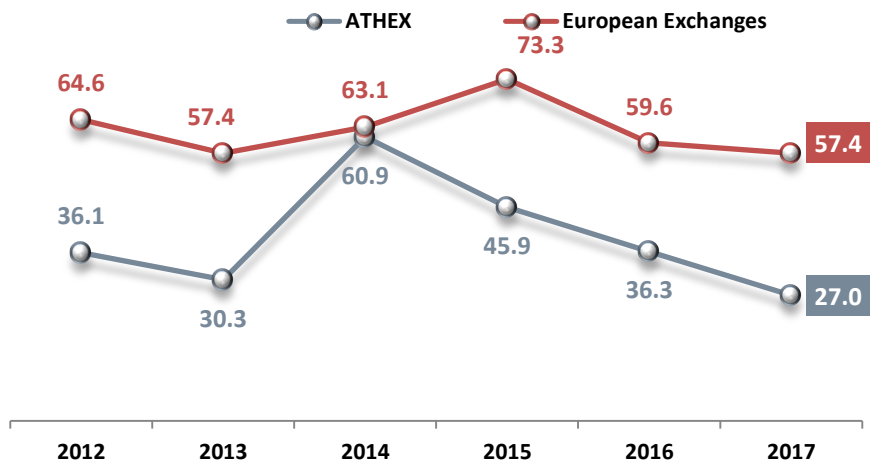

Market Capitalization vs GDP

(data in %)

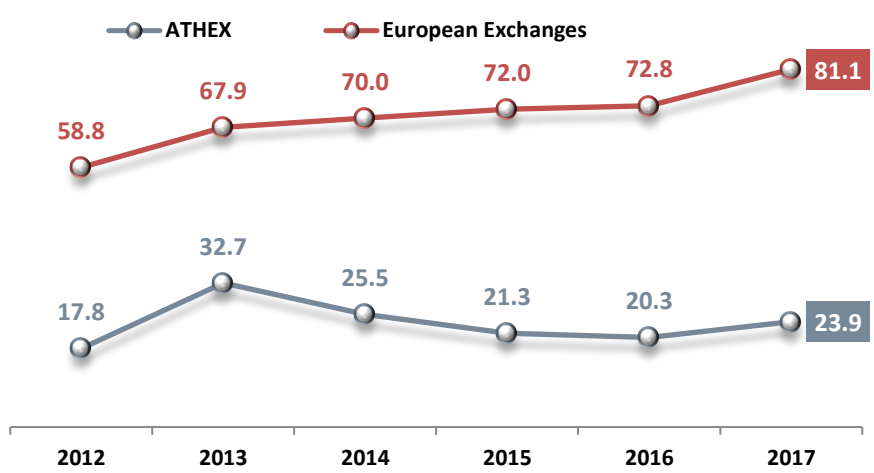

Market Concentration

(top 5 most traded shares, % of total trade value)

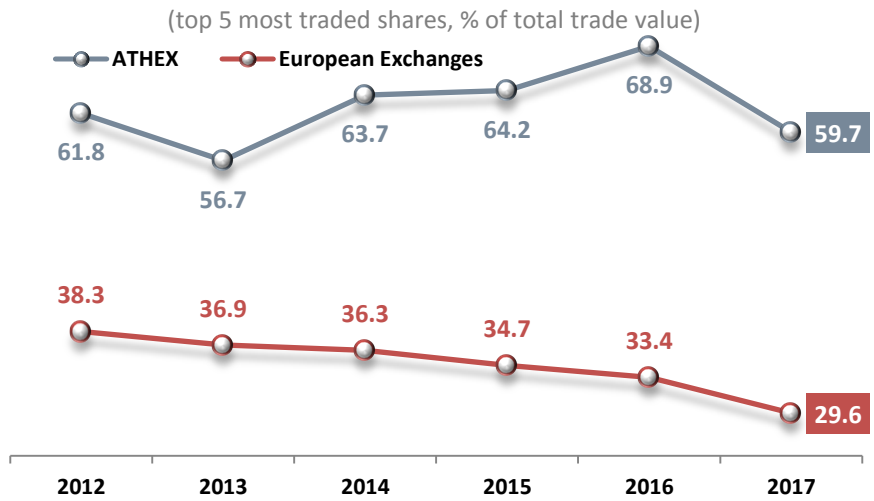

Data as of 29/12/17, European Exchanges = FESE Memebers

Off Exchange Transactions (OTC)

(value of OTC simple transactions vs ATHEX total trade value)

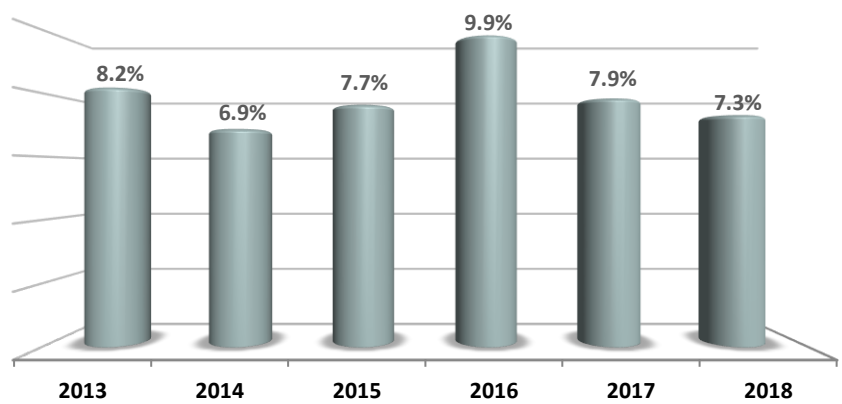

Data as of 29/03/18